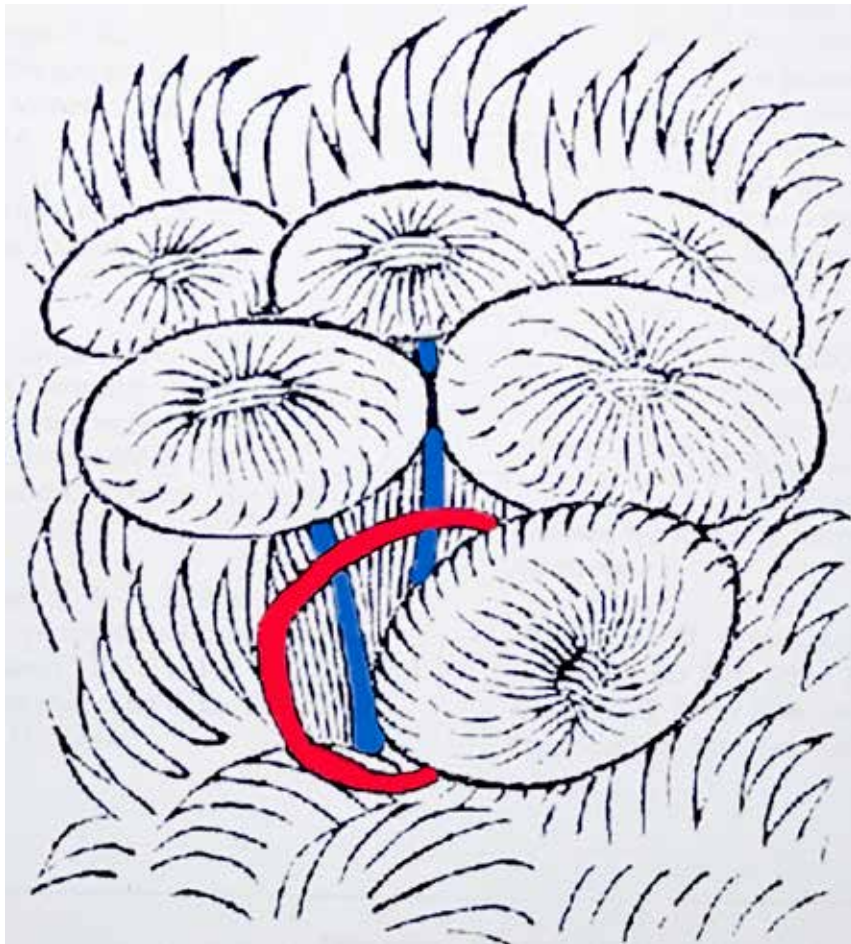


MykoLibri

Christian Volbracht



Jubilee-Catalogue 150 Winter 2025/2026

Isestrasse 79 20149 Hamburg
www.mykolibri.de - Tel + 49 40 460 52 05
e-Mail mykolibri@aol.com - volbracht@mykolibri.de

References: Bibliography and History

AINSWORTH, C. G.: Introduction to the history of mycology. Cambridge 1976.

DÖRFELT, H. & H. HEKLAU: Die Geschichte der Mykologie. Schwäbisch-Gmünd 1998.

JUNK, W.: Rara historico-naturalia. Berlin. 1900-1939. With mycological Rara and Rarissima.

KRIEGER, Louis C. C.: Catalogue of the mycological collection of Howard A Kelly. Baltimore 1924.

LAZZARI, Giacomo: Storia della Micologia Italiana. Trento 1973.

LINDAU, Gustav & Paul SYDOW: Thesaurus literaturae mycologicae et lichenologicae. Lipsii 1908. 5 vols. 41800 books and prints before 1910.

LLOYD: Wycoff, E. & W. Holden: Bibliographical contributions from the Lloyd Library. Cincinnati: 1911-1918. The botanical and mycological collection of the American mycologist C. G. Lloyd.

NISSEN, Claus: Die Botanische Buchillustration. Zweite Auflage. Stuttgart 1966. About 2 500 illustrated botanical works are described.


PFISTER, Donald H. et al: A bibliography of taxonomic mycological literature 1753-1821. Vaduz 1990. From Linnaeus to Fries.

STAFLEU, Frans A. and Richard S. Cowan: Taxonomic literature. A selective guide to botanical publications and collections with dates, commentaries and types. 2nd ed. Utrecht 1976-2009. 7 vols and 8 supplements. 37.600 botanical works published until 1940.

UELLNER, Winfried: Fungorum libri Bibliothecae Joachim Schliemann. 3rd enlarged ed. Vaduz 1976. - Describes 1995 books and

prints in the former Schliemann collection in Germany.

VOLBRACHT, Christian: MykoLibri. Die Bibliothek der Pilzbücher. Hamburg 2006-2017 Volume 1-2. More than 3600 books and prints in the collection Christian Volbracht, 1481 to 1959.



Free offer - Postage extra

All books are complete and in good condition unless otherwise stated.
Items not conform to description may be returned within a week after receipt

Payment:

Postbank Hamburg Account Christian Volbracht

IBAN: DE08200100200763279203 BIC: PBNKDEFF

Paypal: mykolibri@aol.com (add transfer charges). No Credit Cards.

VAT/TVA/USt.-Nr.: DE 166887889.

**For more illustrations go to www.mykolibri.de
Mehr Abbildungen finden sich auf www.mykolibri.de**

[1] ALLESCHER, Andreas

Verzeichnis in Süd-Bayern beobachteter Pilze. Ein Beitrag zur Kenntnis der bayer. Pilzflora [- II. Abteilung und Nachtrag und IV] Separatabdrucke aus Berichte des botanischen Vereins Landshut. Landshut: Thomann 1895-1898 (1-3), 4-240: 2 plates; (1-3), 4-66; (1-3), 4-138
Bibliogr.: Volbracht 16; Stafleu 91.- Rare. From the Library of Queen MarieTherese von Bayern. With her stamp and handwritten owner-inscription, dated 1889. Nice copy in blind-stamped blue cloth. 20 x 15 cm Euro 110

[2] ANDERSSON, Olof

Larger fungi on sandy grass heaths and sand dunes in Scandinavia. From: Botaniska notiser Suppl. (2) 3, 1950 p (1-5), 6-89: 9 plates
Bibliogr.: Volbracht 25. - Paper-bound, good copy; 24,4 x 16,7 cm Euro 20

[3] ARRHENIUS, Johan Peter

Nordens matsvamper, deras odling och användning. Efter W. Robinson fri bearbetning med ändringar och tilläg. Stockholm: J. Arrhenii Förlag 1874 (i-iii), (i)-vii, 8 (viii-x), (1)-165, (166-168): 47 figs
Bibliogr.: Volbracht 31; Stafleu 19.490; Uellner 32; Kok p 59 (danish edition by Liisberg, 1876). - Rare, with nice drawings. The first part after an american book on cultured mushrooms, followed by descriptions of other species. Original paper-cover, rubbed and loosened. 21 x 14,5 cm Euro 80

[4] ATKINSON, George Francis

Studies and illustrations of Mushrooms I. Cornell University Agr. exp. Station. Bulletin 138, Ithaca, N. Y. 1897 337-366: figs
Original wrappers; 22 cm Euro 18

[5] BADHAM, Charles

A treatise of the esculent funguses of England, containing an account of their classical history, uses, characters, development, structure, nutritious properties, modes of cooking and preserving, etc. (Second edition), edited by Frederick Currey. London: Lovell Reeve Brothers 1863 p (i)-xvi, (1)-152, (1)-16 (publ. advert.): 12 hand-coloured lith. plates by W. Fitch
Bibliogr.: Volbracht 42; Stafleu 231 & Suppl. 1, p 244; Nissen 58. - The second, slightly reduced edition of this classic work with beautifully handcoloured plates. A good copy, old name on fly-leaf. Original cloth with nicely decorated cover with a gilt group of fungi. 21 cm Euro 110

[6] BANNA BURANA RURAL

Shiitake. 1990 (1-6), 7-103: figs
In Thai language on culture of Shiitake. Original paperback: 18 cm Euro 8

[7] BARAL, H. O. & G. J. KRIEGLSTEINER

Bausteine zu einer Askomyzeten-Flora der BR Deutschland: In Süddeutschland gefundene inoperculate Discomyzeten mit taxonomischen, ökologischen und chorologischen Hinweisen. [Schwäbisch-Gmünd: Einhorn-Verlag] 1985 p (i-ii), 1-160: 1 col. plate (Beihefte Zeitschr. Mykologie 6)
On p 161-226: Krieglsteiner: Verbreitung und Ökologie ausgewählter Nichtblätterpilze in der Bundesrepublik Deutschland (Mitteleuropa). Original paper-cover; 24,3 x 16,8 cm Euro 30

[8] BARLA, Jean Baptiste

Descriptions et figures de quatre espèces de champignons. Jena: Nova Acta Acad. Caesarea Leop.-Carol. 27, 1857-1859. Folio p (i), (246)-254: 4 chromolithographed plates
Bibliogr.: Volbracht 57; Stafleu 20.219; Uellner 49; Krieger p 247. - A rare paper by Barla, describing and depicting his new species *Boletus sphaerocephalus* and *Boletus rubro-pruinus*. The third plate with *Clavaria rufo-violacea* Barla. Very good plates. Disbound in wrappers. 29,5 cm Euro 260

[9] BARLA, Jean Baptiste

Les champignons de la province de Nice et principalement les espèces comestibles, suspectes ou vénééuses, dessinés d'après nature et decrits. Nice: Imprimerie Canis Frères 1859 (i), (i)-lv, (1)-138, (1): 48 chromolith. plates
Bibliogr.: Volbracht 59; Stafleu 309; Uellner 50; Stiftung für



Botanik 27; Nissen 77; Trimbach: Barla et la mycologie. In: Annales du Muséum d'histoire naturelle de Nice, Tome XI, 1996. - Barlas iconography on the fungi of the Provence in Southern France is his first book on fungi and much rarer than his later 'Flore mycologique illustrée. Les champignons des Alpes-Maritimes'. The author was co-founder and director of the Museum d'Histoire naturelle de Nice, famous for his works on fungi and orchids. This copy inscribed by the author on fly-leaf. Very few browning or spotting, the chromolithographed plates in bright, fresh colours, partly heightened with egg white. Internally a very good copy, bound in cloth with gilt title on spine. Exlibris Jean Mennerat. Back cracking, binding rubbed. Oblong-Folio. 26 x 35,5 cm Euro 2600



[10] BARLA

[10] **BARLA, Jean Baptiste**

Flore mycologique illustrée. Les champignons des Alpes-Maritimes, avec l'indication de leurs propriétés utiles ou nuisibles. Nice: A. Gilletta 1888-1892

p (1)-80: 69 (1-64, 3bis, 4bis, 8bis, 9bis, 16bis) chromolith. plates, one by Boudier

Bibliogr.: Volbracht 61; Stafleu 310; Uellner 52; Plesch 28; Junk Rara p 181. - Important mycological flora about the fungi of the Provence in Southern France. Jean Baptiste Barla (1817-1896) was a rich man, dedicating himself to botany and social duties. He was cofounder and director of the Museum d'Histoire naturelle de Nice and became famous for his works on fungi and orchids. This is his second great iconography, after *Les champignons de la province de Nice* (1859). The volume is here and there slightly spotted, with a few annotations in pencil. Bound in private half cloth; 34 cm

Euro 1200

[11] **BARY, H.de & M.WORONIN**

Beiträge zur Morphologie und Physiologie der Pilze. [Erste - fünfte Reihe]. Frankfurt am Main: Verlag von Chr. Winter 1866 - 1882.

1: p (137)-232: 6 (1 hand-coloured) lith. plates

2: p (i-iii), (1)-43: 8 (4 col.) lith. plates

3: p (i), (325)-455: 12 (6 col.) lith. plates

4: p (i-iii), (1)-145, (146): 6 lith. plates;

5: p (1-3), 4-35: 4 col. plates

(From or reprinted from *Abh. Senckenb. naturf. Ges.* 1866 -1882)

Bibliogr.: Volbracht 69; Stafleu 18.303 (Woronin) & 20.388 (Bary); Krieger p 14. - Rare and important complete series of these fundamental contributions to Mycology, written by de Bary and his Russian student and colleague Woronin. With the important chapter 'Grundlagen eines natürlichen Systems der Pilze'. Good copy, here and there a bit spotted, first pages slightly creased. Exlibris of J. Nash-Wortham. Bound in nice half-leather with gilt title on spine. Folio

Euro 1200

[12] **BAS, Cornelis**

Morphology and subdivision of Amanita and a monograph on its section Lepidella. Proefschrift (Thesis). Leiden: J. J. Groen en Zoon 1969 p (i-viii), (285)-579: 382 ill. (Persoonia 5:4, 1969)

Original paper-cover; 24 cm

Euro 35

[13] **BATAILLE, Frédéric**

Flore monographique des Marasmes d'Europe. Besançon: Chez l'auteur 1919 p (1)-38.

Bibliogr.: Volbracht 79; Stafleu 20.374. - Rare original printing. Inscribed by the author to P. Vuillemin. Original paper-cover; 24 cm

Euro 35

[14] **BATSCH, August Johann Georg Carl**

Elenchus fungorum. ... Accedunt icones LVII. fungorum nonnullorum agri Jenensis, secundum naturam ab autore depictae; aeri incisae et vivis coloribus fucatae a I. S. Capieux. / Gattungen und Arten der Schwämme. Nebst 57 vom Verfasser nach der Natur gemahlten, und von Herrn Capieux gestochenen und illuminirten Abbildungen einiger Schwämme aus der Gegend von Jena. Halae Magdeburgicae, apud Joannem Jacobum Gebauer 1783-1789

Text in facsimile: 42 original hand-coloured plates

p (i-x), columns (1)-184: pl. 1-12;

p (i-iv), col. (13)-280; pl. 13-30;

p (i-v), col. (xiii)-xl, (1)-164, S (1-2, publ. advert.): pl. 31-42

Bibliogr.: Volbracht 87; Stafleu 345; Uellner 62; Krieger S 15; Pfister S 20; Junk, Rara S 149; Nissen 92; Brenna 37. - The complete set of plates from this very rare and important work with the text in facsimile. Plate volume with handwritten title and an old bookseller's description on the flyleaf.

Plates in very beautiful colouring. Paper slightly darkened in places. Some names of fungi added in pencil on the back of the previous pages or at the bottom margin. Bound in contemporary hardcover, rubbed, spine worn, with old label. Text in Latin and German, copied from the original in the Christian Volbracht Collection on special paper and bound in a paperback volume. 24.5 x 20 cm

Euro 1800

[15] **BAVENDAMM, Werner**

Wie unterscheide ich die Speise- von den Gift- und Bitterpilzen? Bestimmungsschlüssel zum sicheren Erkennen von 10 Familien, 40 Gattungen und 120 Arten. Hamburg-Blankenese 1948

p (1-4), 5-61: 30 figs

(Merkblätter des Reichsinstituts für Forst- und Holzwissenschaft, Reihe 7)

Bibliogr.: Volbracht 98; Uellner 67. - The key was intended to learn more about unusual edible species. Original paper-cover; 14,5 cm

Euro 11

[16] **BAYERISCHES STAATSMIN. DES INNEREN (Ed.)**

Giftpilze. Giftige Wildfrüchte. Verbraucherschutz. Informationen für Verbraucher. München ~ 1980 p (1-2), 3-32: col. ill by Claus Caspari.

Original pictorial cover; 16 cm

Euro 6



[14] BATSCH

[17] **BEAUVÉRIE, Jean**

Études sur le polymorphisme des champignons. Influence du milieu. Paris: Librairie J.-B. Baillière et Fils & Lyon A. Rey, Imprimeur-Éditeur 1900 p (i-ii), (1-5), 6-266, (267, table) (Annales de l'Université de Lyon. Nouv. Ser. I Sciences, Médecine Fasc 3)

Bibliogr.: Volbracht 101; Stafleu 20.494 (As the regular issue). - Rare thesis of the botanist and mycologist Jean Beauverie (1874-1938), who worked at the Universities of Lyon, Nancy and Clermont-Ferrand. One old owner stamp. Original paper-cover, worn; 25 cm Euro 70

[18] **BECKER, Georges**

La mycologie et ses corollaires. Une philosophie des sciences naturelles. Préface de Roger Heim. Paris: Doin, Maloine 1974 p (1)-242, (243) (Recherches interdisciplinaires)

Bibliogr.: Uellner 73. - Philosophical reflexions on mycology, mankind and nature by the former president of Soc. myc. de France. Original paperback. Fine copy. ; 24 cm Euro 15

[19] **BEELI, M. & Paul HEINEMANN, R. HEIM, H. ROMAGNESI, M. LE GAL, J. BOIDIN, R. W. G. DENNIS, H. DISSING, M. LANGE, R. SINGER, A. MAAS GESTERANUS**

Flore iconographique des champignons du Congo dédiée à sa Majesté Léopold III. Fasc 1-17. Bruxelles: Office de publicité & Jardin Botanique 1935-1972. Folio p (1)-353: 55 col. plates

Bibliogr.: Volbracht 113. - All published of this scarce flora with many new species from central Africa. In wrappers as issued. 33 cm Euro 300

[20] **BEITRÄGE ZUR KENNNTNIS DER PILZE MITTELEUROPAS**

Herausgegeben von der Arbeitsgemeinschaft Mykologie Ostwürttemberg (AMO). Band 1-11. Schwäbisch-Gmünd: Einhorn-Verlag 1984-1999

11 (of 14) volumes. With contributions by leading European mycologists with important studies and descriptions of new taxa. First 3 parts bound in one cloth volume. Original covers; 23 cm Euro 90

[21] **BENEDIX, Erich Heinz**

Pilzgänge um Jena I [- IV]. Eine mykogeographische Skizze aus Ostthürungen. Weimar: Mitt. Thür. Bot. Verein 51:1, 1944; Mitt. Thür. Bot. Gesellschaft 1 (1), 1949 p 255-317: 7 phot. ill.; 5-63

Bibliogr.: Volbracht 119. - With the very scarce supplements of 1949. Original wrappers; 20,7 cm Euro 24

[22] **BERKELEY, Miles Joseph**

Decades of fungi. Decas 1-62. Reprint. Amsterdam: A. Asher 1969

p (i-xx), 1-343: 21 (2 folded) plates

Fine copy of this reprint of an important taxonomical series. Original cloth; 22 cm Euro 45

[23] **BERKELEY, Miles Joseph & Christopher Edmund BROOME**

Notices of british fungi. Index by J. Ramsbottom. Reprint. Lehre: J. Cramer etc. 1967

p (1-456). 35 parts with 2050 notes, 55 plates (Bibliotheca mycologica 1)

Bibliogr.: Krieger p 17-18 (incomplete). A taxonomical classic in reprint, originally published in Jardine, Mag. Zool. & Bot. and Ann. & Mag. Nat. Hist. 1837-1885. Original paperback; 21,2 cm Euro 30

[24] **BERTAUX, André**


Les Cortinaires. Descriptions, déterminations, classifications. Paris: Paul Lechevalier 1966 p (1-5), 6-136, (137, publ. advert., 139, imprint): 35 (16 col.) plates. (Études mycologiques 2)

Bibliogr.: Uellner 94. - Original decorated hardcover; 15 cm Euro 10

[25] **BIRKFELD, Alfred & Kurt HERSCHEL**

Pilze. Eßbar oder giftig? Text neu bearbeitet von Frieder Gröger. Mit 64 farbigen Abbildungen. 23., Neubearb. Auflage. Wittenberg Lutherstadt 1990 p (1-2), 3-72: 64 col. figs.

Not in Uellner; with a new text. Original binding, 14,5 cm Euro 5



[26] **BLACKSTONE, John**

Specimen botanicum quo plantarum plurimum rariorum Angliae indigenarum loci naturales illustrantur. Londini: Typis Gulielmi Faden 1746
p (i-viii), (1)-106: 2 copperplates

Bibliogr.: Volbracht 167; Pritzel 810, BM (NH) p 169 (both with 1 plate only). - Very rare original printing, with two nice fungi-plates. Fries quotes the work as a reference for *Xylaria hypoxylon*. Blackstone (1712-1753) was a London apothecary and botanist. Contemporary leather, back with gilt title, repaired. 18 cm Euro 550

[27] **BLÜCHER, Hans**

Praktische Pilzkunde. Mit 32 farbigen Abbildungen nach Aquarellen von Th. Bach. Leipzig: Verlag für Kunst und Wissenschaft Albert Otto Paul ≈ 1903.
p (1-2), 3-31; (1-14, publ. advert.): 32 col. plates with text

(*Miniatur-Bibliothek 200-204*)

Bibliogr.: Volbracht 176; Stafleu 21.596; An unusual mini-guide for schools. Original paper wrappers, slightly worn. 12 cm Euro 18

[28] **BLUM, Jean**

Les Russules. Flore monographique des Russules de la France et des pays voisins. Préface de Roger Heim. Paris: Paul Lechevalier 1962
(i-v), vi-vii, (1)-228, (229, table), (1-3, publ. advert., impr.): 210 figs
(*Encyclopaedie mycologique 32*)

Bibliogr.: Uellner 125. - Scarce. A fine copy, with old owner-inscription on fly-leaf. Original cloth; 24,5 cm. Euro 80

[29] **BLUMER, Samuel**

Echte Mehltäupelze (Erysiphaceae). Ein Bestimmungsbuch für die in Europa vorkommenden Arten. Mit 120 Abbildungen und 15 Tabellen im Text. Jena: Gustav Fischer 1967
p (1-5), 6-436: figs

Out of print. Good copy. Original cloth with dustwrappers; 21,5 cm Euro 45

[30] **BLUNT, Wilfried**

The art of botanical illustration. London: Collins 1950
(i-vi), vii-xxxi, (1)-304: 79 (47 col.) plates, 75 figs
(*The new naturalist 14*)

Bibliogr.: Volbracht B 9. - From the first printed herbals to the 20th century. Original cloth with old and a bit soiled dust-wrappers; 22 cm Euro 40

[31] **BÖHME, Friedrich**

Unsere Pilze. Mit zwei farbigen Tafeln nach Aquarellen von Gottfried Böhme und 8 Aufnahmen von Horst Siegemund. Leipzig: Geest & Portig, Wittenberg-Lutherstadt: Ziemsen 1950
p (1)-56: 2 col. plates, 8 figs
(*Die neue Brehm-Bücherei 19*)

Bibliogr.: Volbracht 189; Uellner 129. - First edition. Original cover, back-cover loosened; 23 cm Euro 12

[32] **BOEKHOUT, Teun**

Die Sektionen Denudata (Fr.) Sacc und Anthracophila Boekhoeut nom. prov. der Gattung Hebeloma (Fr.) Kumm in den Niederlanden und angrenzenden Gebieten. Auszugsweise Übersetzung von Heinz.-J. Ebert ca. 1990
(i-ii), 1-64: 23 plates

A partial translation of the rare dissertation by Boekhout on *Hebeloma* (1983.) Private wrappers; 30 cm Euro 20

[33] **BÖRJA, Isabella**

Huby rocnych obdobi. Bratislava: 1999
(1-7), 8-239: col illustration by Aurel Dermek

Nice guide from Slovenia with the beautiful drawings by Aurel Dermek (1925-1989). Flexible cover; 17 cm Euro 12

[34] **BÖTTICHER, Werner**

Technologie der Pilzverwertung. Biologie, Chemie, Kultur, Verwertung, Untersuchung. Stuttgart. Ulmer 1974
p (1-7), 8-208: 30 ill., 8vo

Bibliogr.: Uellner 149. - Original art-leather; 23,7 x 15,5 cm Euro 10

[35] **BÖTTICHER, W. & J. ROTHMAYR**

Pilze. Herausgegeben im Auftrag des Verbraucherausschusses für Ernährungsfragen beim Bundesministerium für Ernährung, Landwirtschaft und Forsten. Köln (≈ 1962)
p (1)-35: col. illustr. by Hedy von Riesen-Zeiler.
(*Richtige Ernährung 16*)

Bibliogr.: Uellner 135. - Second, enlarged edition. Original decorated paper-cover; 15 x 21 cm Euro 8

[36] **BOLTON, James**

An history of fungusses, growing about Halifax. With [one hundred and eighty-two] copper-plates ... copied with great care from the plants, when newly gathered and in a state of perfection. With a particular description of each species, in all its stages, from the first appearance to the utter decay of the plant; with tkhe time when they were gathered; the soil and situation in which they grew; their duration; and the particular places mentioned, where alle the new or rare species were found. The whole being a plain recital of facts, the result of more than twenty years observation. In three volumes [and] an appendix or supplement ... by which the work is completed in four volumes. Huddersfield: Printed by J. Brook for the author 1788-1791. 3 vols and Appendix in 2. 182 mostly hand-coloured plates, 1 etched title, etched head-piece in volume 1.

1: (i-v), vi-xvi, plates and description (1)-44, (1-2, index)

2: (xvii-xix), xx-xxv, plates and description (45)-73, (1-2), xxv (no repeated)-xxxii, 74-(92), (1)

3: (xxv-xxvii), xxviii-xxxii, plates and description (93)-138, (1-4)

App.: (i), xxxiii -xlii, plates and description 139-182, (1-12)

Bibliogr.: Volbracht 196; Stafleu 623; Nissen 195; Belder 36.

This very rare and beautiful work is the first English book devoted exclusively to fungi. With Sowerby's 'Coloured figures of english fungi or mushrooms' it is one of the two major works of early British mycology. James Bolton (ca 1758-1799) was a self-taught naturalist and artist, acting in the weaving-trade. He lived near Halifax in Yorkshire, where he studied and painted also ferns, birds and plants. The work is dedicated to the Earl of Gainsborough who gave funds to finance the project.

First edition, complete with the appendix published 3 years later. It is illustrated with a title-frontispiece engraved in bistre, and 182 plates engraved on copper by the author himself and coloured: they contain approximately 900 figures representing 231 species of mushrooms. Provenance: Copy from the collection of duplicates of the Museum britannicum (with the Museum's seal for sale from 1881 and a few on first and last pages and back of some plates). Armorial bookplates John Towneley Esq., and George Priestley. With the mycological exlibris of Jacques and Helène Bon, famous for their collection of gastronomical books.

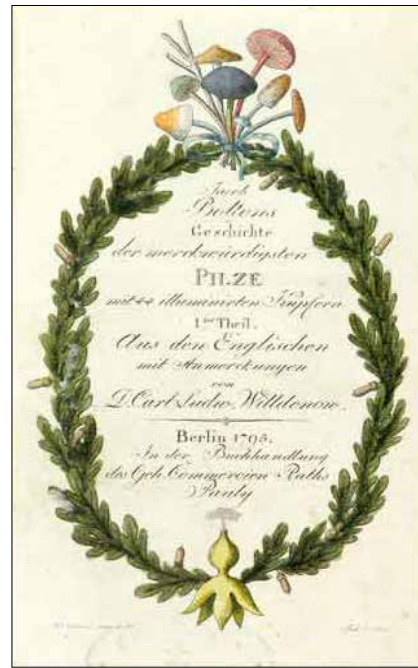
A very good copy, here and there text slightly browned and spotted, a bit stronger in third volume. Plates fine and clean, with protecting sheets. Bound in contemporary red half-morocco, spine with gilt fillets, blue speckled edges. 28 x 22,5 cm Euro 7500



[37] BOLTON

[37] BOLTON, James

Jacob Boltons Geschichte der merckwürdigsten Pilze. Aus dem Englischen mit Anmerkungen versehen von Carl Ludwig Willdenow. Iter Theil (-IV.: Fortgesetzt und mit einer Einleitung und einer erklärenden Übersicht sämtlicher Tafeln versehen von Ch. G. und Th. Fr. Ludw. Nees von Esenbeck). Berlin: Pauly & G. Reimer 1795-1820 p (i-iii), iv-xii; (3)-68; (i-iii), iv-xvi, (1)-72; (i-iii), iv-xiv, (1)-80; (i, iii), (i)-clxxx, (1)-80, (1)-39, ind., corr.): 2 etched titels by Willdenow and Halle (1 coloured)



[36] BOLTON

Bibliogr.: Volbracht 196; Stafleu 624; Uellner 151. - Original text of the German edition of this classic in mycology, with the nice etched titlepages but without plates. C. L. Willdenow and the mycologists Ch. G. and Th. Fr. Ludw. Nees von Esenbeck added elusive commentaries to the translation. Partly unopened, bound in paper-wrappers. 24 cm Euro 380

[38] BONATO, Guisepe Antonio et al.

Osservazioni sopra i funghi mangerecci...
pubblicate per ordine dell'eccelso I. R. Governo
Generale di Venezia. Padova: nella tipografia del
seminario 1815

p (1-2), 3-33

Bibliogr.: Volbracht 201; Lazzari p 226; Streinz 697; Traverso 218; Pritzel 969. -Very rare treatise on edible mushrooms for the general public. It was commissioned by the Venetian government and written by three professors from the University of Padua. Included is a four-page bibliography. Paper slightly browned in margins. Original brochure slightly soiled with handwritten dedication to Prof. Mandruzzato. 22,5 cm Euro 220

[39] BONNET, Henri & G. MALENCON

La truffe. Étude sur les truffes comestibles au
point de vue botanique, entomologique, forestier et
commercial. Paris: Delhaye 1869

p (i-iv, i-x), 1-144

Bound with: Malencon: Les truffes européennes.

Historique, morphogénie, organographie,
classification, culture. Paris: Museum national
d'Hist. nat. 1938

p (1)-92: ill.

Bibliogr.: Volbracht 204; Stafleu 22.045 (with a second ed. of 1881); Uellner 152; Vicaire 103. - A very rare work on truffles, bound with Malençons overview on the subject. Nice and clean copy, bound in modern cloth, with gilt title on spine; 24 cm Euro 750



[40] BORCH

[40] BORCH, Michael Johann Graf von
Lettres sur les truffes du Piémont écrites par Mr. le Comte de Borch en 1780. À Milan: chez les frères Reycends 1780
 p (i-ii), iii-viii, (3), 4-51, (52, err.): 3 plates by the author, printed in colours by Louis Gautier d'Agoty

Bibliogr.: Volbracht 208; Uellner 154; Vicaire 104; Simon 450; Oberlé 721; Pritzel 996. - A very rare classic work on the white truffles from Italy. Count De Borch (1753-1811), was a Polish naturalist and traveller. He praises the 'natural superiority' of the white truffles from Piemonte and proposes how they should be cultivated. The book relates many details about truffle-hunting in a period when 'truffle-mania' at the royal courts and noble-houses in Europe was at its peak. Of special interest are the plates, designed by Borch and printed in colours by Louis d'Agoty, a son of the famous French engraver Jacques-Fabien Gautier d'Agoty. They depict truffles and truffle-flies.

This first edition of the book exists in several variants: with one or two titlepages with slight typographical differences, further with the errata printed on page (52) or on a separate leaf at the end of the book.

Very good copy, here and there very few light spots. The folded plates have been opened and bound in double-paged. 19th century half-leather with marbled boards and gilt title on spine. (22 x 14,5 cm)

This work is reserved until January 22 for the visitors of the antiquaria book-fair in Ludwigsburg: <https://antiquaria-ludwigsburg.de/>

Euro 3900

[43] BOUDIER, Emile
Du parasitisme probable de quelques espèces du genre Elaphomyces et de la recherche de ces tubercules. Ex Bulletin de la Société Botanique de France Tome 23, 1876

(115)-119 Bibliogr.: Volbracht 224. - Wrappers, 24 cm

Euro 18

[41] BORNHOLZ, Alexander von
Der Trüffelbau oder Anweisung, die schwarzen und weißen Trüffeln in Waldungen, Lustgebüsch und Gärten durch Kunst zu ziehen und große Anlagen dazu zu machen. Quedlinburg und Leipzig: bei Gottfried Basse 1825

p (i-v), vi-viii, (1)-71, (72)

Bibliogr.: Volbracht 211; Uellner 157; Paleari-Henssler 561 (italian ed.). - The very rare first German treatise on truffle cultivation, published at the beginning of the 19th century. The author promises to the reader who follows his instruction a rich harvest of well-tasting truffles in a few years. The Dutch historian Rengenier C. Rittersma wrote, slightly exaggerating: 'The fact that this tract was translated within three years to French, Italian and Polish (...) shows that Germany had arrived as a truffle nation.' An English translation was published in 1837 in the Gardener's Magazine. Copy from the collection of Joachim Schliemann, with his library-notes

Bound in quarter leather with gilt title on spine; 15,5 cm
 Euro 1500

[42] BORNHOLZ, Alexander von
De la culture des truffes, ou manière d'obtenir, par des plants artificiels, des truffes noires et blanches, dans les bois, les bosquets et les jardins. Traduit de l'allemand par Michel O' Egger. Paris: Imprimerie J.-M. Eberhart 1826

p (i, iii), (i)-iv, (1)-56

Bibliogr.: Volbracht 211; Uellner 155. - Very rare work on truffles, published in French one year after the original German edition. The author promises to the readers who follow his instructions 'une recolte abondante des plus excellentes truffes'. Fine copy in private paper-cover with gilt label. 21,5 cm
 Euro 850



[44] BOUDIER, Emile

De quelques espèces nouvelles de champignons. Ex Bull. Soc. Bot. France 24, 1878 p 307-312: 1 col. plate

Bibliogr.: Volbracht 224. - Depicting nine new species. Wrappers, loose. 25 x 16 cm Euro 25

[45] BOUDIER, Émile

Nouvelles espèces de champignons de France. Ex Bull. Soc. Botanique de France: 28, 1881 p (91)-98: 2 lith plates

Bibliogr.: Volbracht 224. - Rare. Inscribed by the author. The plates with new species of Hymenomycetes and Ascomycetes. Wrappers, 24 cm Euro 35

[46] BOUDIER, Émile

Histoire et classification des Discomycètes d'Europe. Description des genres avec indication des espèces, historique, localités, et époques de récolte, organographie, partie chimique, usages etc. Paris: Paul Klincksieck 1907 p (i)-vii, (1)-221

Bibliogr.: Volbracht 223; Stafleu 684. - Rare original edition of this important study. Very good copy, bound in modern quarter-cloth with gilt label, 25 x 16,5 cm Euro 110

[47] BOUDIER, Émile

Icones mycologicae ou iconographie des champignons de France. Principalement discomycètes. Avec texte descriptif. Tome I (-IV). Reprint of the original edition. Lausanne: Piantanida 1981

p (i-iii), iv-vii; (i-iii), iv-vii; (i-iii), iv-vii; (i-v), vi-xiv, (1)-362: portrait and 600 col. plates

Bibliogr.: Volbracht 222; Stafleu 683; Krieger p 25-26; Junk Rara p 181. - Very good copy of the reprint of the original edition from 1904-1910. Original art-leather; lower spine of 1 volume broken; 33 cm Euro 300

[48] BRADLEY, Richard

New improvements of planting and gardening, both philosophical and practical. In three parts. (...) The sixth edition, with an appendix treating of several matters omitted in the former impressions [Containing (...) the method of raising the Truffle, Morille, and Mushroom]. Illustrated with copperplates. London: Printed for J. J. Knapton, A. Bettesworth and C. Hitch, J. Pemberton and D. Browne 1730-1731

(i-xvi), (1)-608, (1-23): Engraved frontispiz and 13 engraved plates and some figs in text

Bibliogr.: Volbracht 237 a. - The supplement of this rare work on gardening includes a pioneer text on truffle-culture (p 568-588). It even was translated for a French edition in 1756. The plates are numbered 1-7 and I-IV. The last two plates without numbers have 7 illustrations, marked as ,plate 1-7'. ,Plate 4' shows a truffle from England, presented to the Royal academy in 1693 by Robinson. Paper slightly browned, old owner's name on flyleaf. Last leaves with notes in an old handwriting. Rebound in later half-leather with gilt label on spine. 8vo. (19,3 x 12 cm) Euro 580

[49] BREITENBACH, J. & F. KRÄNZLIN

Pilze der Schweiz. Beitrag zur Kenntnis der Pilzflora der Schweiz. Luzern 1981 - 2000 5 volumes with more than 2000 pages and col. photos

1. Ascomyceten (Schlauchpilze) -
2. Heteroobasidiomycetes (Gallertpilze). Aphylophorales (Nichtblätterpilze). Gastromycetes (Bauchpilze). -
3. Röhrlinge und Blätterpilze 1. Teil. Strobilomycetaceae und Boletaceae. Paxillaceae. Gomphidiaceae. Hygrophoraceae. Polyporaceae (lamellige).
4. Blätterpilze 2. Teil. Entolomataceae. Pluteaceae. Amanitaceae. Agaricaceae. Coprinaceae. Bolbiaceae. Strophariaceae.
5. Blätterpilze 3. Teil. Cortinariaceae.

5 volumes. More than 2200 species described with very good photos and microscopical details. Fine copies in original hardcover. 29 cm Euro 290

[50] BRESADOLA, Giacomo

Omnia Bresadoliana extracta in unum collecta. Triginta tabulis ab ipso auctore coloris arte depictis et hic prima vice editis aucta. Trento: Gruppo micologico G. Bresadola 1979 p (i-vi), 77 (69 col.) plates.

The complete collection of Bresadolas articles in journals. Original cloth; 25 cm Euro 30

[51] BRESADOLA, Giacomo


Iconographia mycologica 1-26 and supplements. Reprint. Trento 1981 8 volumes with 1481 col. plates

Fine copy of the reprint with the supplements by Gilbert, Ceruti and Alessio & Rebaudengo in nice art-leather; 25 cm Euro 550

[52] (BRESADOLA) - GILBERT, Ed.-Jean

Amanitaceae. Medoliani: Comitato Onoranze Bresadoliane 1940 p (i-iv), v-viii, (1-2), 3-427: Portrait, 59 plates; (i): 73 (58 col.) plates by Gilbert, A. Beauseigneur, J. Bellivier, Ph. Clarke, Cleeland et Cheel, H. B. Conklin, H. Decluy, Eberhardt, M. Goossens, S. Imai, L. Imler, M. Jossierand, J. E. Lange, A. R. Sweetser, A. H. Smith; (Bresadola: Icon. myc. vol 27 or suppl. 1)

Bibliogr.: Volbracht 243; Stafleu 745. - The first supplement to Bresadolas Iconographie mycologica in the scarce original edition. Good copy, as issued, in original paper folders. 24 cm Euro 160





[53] BRIGANTI

[53] BRIGANTI, Vincenzo & Francesco
Historia fungorum regni Neapolitani picturis ad naturam ductis illustrata, opus inchoatum a Vincentio Briganti atque a Francisco ejus filio, additis observationibus pluribus ac figuris, continuatum, et in lucem editum. Napoli: [1837-1848]

(i-iii), iv-xvi, (1)-140: 46 plates

Bibliogr.: Volbracht 254; Stafleu 758. - A book of greatest rarity with very finely engraved plates. Briganti was a Professor for botany and medicine in Naples. He died in 1836 and the work was completed by his son Francisco. It also was published in *Memorie della Real accademia delle scienze de Napoli*, vol. VI, 1852. Lazzari in *Storia della micologia italiana* underlines the importance of the work, as it has been often quoted by Fries. This is the black and white issue, only very few copies with coloured plates exist. Even Lazzari describes it with *„tavole in bianco et nero“*. The plates skilfully engraved, depicting finely the different species of Agaricales, including *Agaricus aegerita* and other new species. First plate slightly soiled, a small finger-spot on plate 3, the other plates fine and clean. Bound in a bit soiled contemporary cloth, gilt title on spine. Euro 2800

[54] BROCKMÜLLER, H.
Beiträge zur Kryptogamenflora Mecklenburgs
 (Arch. Ver. Naturk. Meckl. 1863)
 (162)-256

Bibliogr.: Volbracht 260; Uellner 204. - An early flora from Mecklenburg. Fungi on pages 233-256. Disbound, repaired, first page in handwritten copy: 19 cm. Euro 25

[55] BRODIE, Harold J.
The bird's nest fungi. Toronto & Buffalo:
 University of Toronto Press [1975]
 p (i-xi), xii-xv, (1-2), 3-199, (200): 64 figs

Scarce work. Good condition. Original decorated boards, front-cover slightly corrugated. 24,7 x 17 cm Euro 80

[56] BRUGE, Hubert
Champignons. Notions élémentaires. 2nd ed.
 Bruxelles: Les Naturalistes belges 1970
 p (1)-42: 23 ill.

Original cover, 24 cm

Euro 15

[57] BUCH, Richard
Die wichtigsten Pilze in der Natur und im Haushalt. Leipzig: Hachmeister & Thal [1948]
 p (1)-64: 15 col. plates by Wilh. Villinger and 22 figs by Kurt Herschel.

Bibliogr.: Volbracht 284; Uellner 215. - Rare guide with col. plates, published 1948, with licence from the Russian military administration in eastern Germany. Slightly browned. Original cover; 16,5 cm Euro 12

[58] BUCHMEIER, Marie
Neues Pilz- oder Schwammerl-Kochbuch. 218 Originalrezepte für Schwammerlsuppe, Schwammerlklöße, Saucen, Pürees, Eier-, Fleisch- und Fisch-Speisen, Gemüse u. s. w. Mit 37 farbigen Abbildungen der eßbaren und giftigen Schwämme. Dritte Auflage. Regensburg: J. Habel (≈ 1910)

p (1-3), 4-160: 6 col. plates.

Bibliogr.: Volbracht 286. - Scarce mushroom-cookery-book. Two pages with repair.. Decorated cover, 17,5 cm Euro 45

[59] BULLIARD, Pierre (Jean Baptiste François)

Herbier de la France ou collection complete des plantes indigènes de ce Royaume, avec leurs details anatomiques, leurs propriétés, et leurs usages en médecine. Paris: Chez l'auteur, Didot Jne, Debure, Belin 1780 [-1798]

Col. engraved title, 602 mostly coloured plates

Histoire des plantes vénéneuses et suspectes de la France. Paris: Chez l'auteur, Didot le jeune, Barrois le jeune, Belin 1784

p (i, iii), (i)-x, (1)-177

(Herbier de la France, première division)

Histoire des champignons de la France, ou traité élémentaire, renfermant dans un ordre méthodique les descriptions et les figures des champignons qui croissent naturellement en France. Tome premier [- Tome second, par Bulliard et Ventenat]. Paris: Chez l'auteur, Barrois le jeune, Belin, Crouillebois, Bazan 1791 [and Leblanc 1809-1812] p (i), (i-iii), iv-xvi, (1)-368, (i)-ix, (table); (i-iii), (369)-504, (i-iii), 505-540, (i, iii), 541-700, (1, errata): 4 (1 col. printed) plates

(Herbier de la France, seconde division)

Dictionnaire élémentaire de botanique, ou exposition par ordre alphabétique, des préceptes de la botanique, & de tous les termes, tant français que latins, consacrés à l'étude de cette science. Paris: Chez l'auteur, Didot le jeune, Barrois le jeune, Belin 1783

p (i-ii), iii-viii, (1)-242, (8 leaves, expl. pl. 4-10, corr. & avis au relieur): 10 (9 col. printed) plates




[59] BULLIARD

Bibliogr.: Volbracht 300, 302, 303; Stafleu 905; Uellner 230; Krieger p 36; Gilbert p 54-58; Nissen 296; Great Flower Books p 81-82; Junk Rara p 181. - The complete *Herbier de la France* with 602 plates in six volumes. Added is the text in three volumes and the *Dictionnaire de botanique*. Text of *Champignons de la France* with pages 1-508 in the original printing and the remaining pages 509-700 in a bound facsimile-volume. In the first text-volume of the *Champignons* there are four unnumbered plates, 10 more plates belong to the *Dictionnaire botanique*. In all 616 plates.

Pierre Bulliard was born in 1752 and became famous for this *herbier* with its important mycological part. The author suddenly died in 1793, when he had completed the printing of all the 602 plates of his *Herbier*, with the text for *Plantes veneneuses* and the most part of text for the *champignons de la France*. The botanist E. P. Ventenat completed the text, using Bulliard's notes. Shortly after printing of the completed volume 2 in 1812, a fire destroyed most of the the stock.

The work is the first with colour printed plates of fungi. Bulliard developed his own printing method for coloured copper-engravings. He drew and engraved the plates and mixed the inks. For printing, he superimposed three tint plates, each with the individual tones necessary to print separately the blue, red and yellow of each image. All the plates have tiny holes in the corners to fix paper with needles for sequential printing.

Plates in excellent condition with wide margins and bright colours, very few light browning of plates or spotting. Plates 601 and 602 added in smaller format. Bound in decorative contemporary red hard boards with gilt label on spine, rubbed, hinges worn. Text of *Plantes veneneuses* and *Dictionnaire botanique* in rubbed and a bit worn old boards, text of *Champignons* bound in modern red cloth with old labels and paperback. Folio. 34 - 38 cm Euro 8000



[59] BULLIARD

[60] BURT, Edward Angus

Hymenomycetous fungi of Siberia and Eastern Asia, mostly of wood-destroying species. Reprinted from *Annals of the Missouri Botanical Garden* Vol. 18, 1931 469-487

Fine condition. Original paper-cover; 26 cm Euro 15

[61] CHAMPIGNONS (Anonymus)

Les champignons ≈ 1940 p 1-32: 1 folded chart with 45 col. illustrations.

Bibliogr.: Volbracht 1155. - The nice guide with a large coloured chart of fungi was published for several French pharmacies. Original cover. 18,5 cm, the chart 65 x 26 cm Euro 28

[62] CHAMPIGNONS (Anonymus)

Les champignons. In: *Revue Sciences du Monde* No 139. Paris: Librairie Jules Tallandier 1975 p (17)-80: col. photos

Original paper-cover; 20 cm Euro 12

[64] CHAUVET, Stéphen

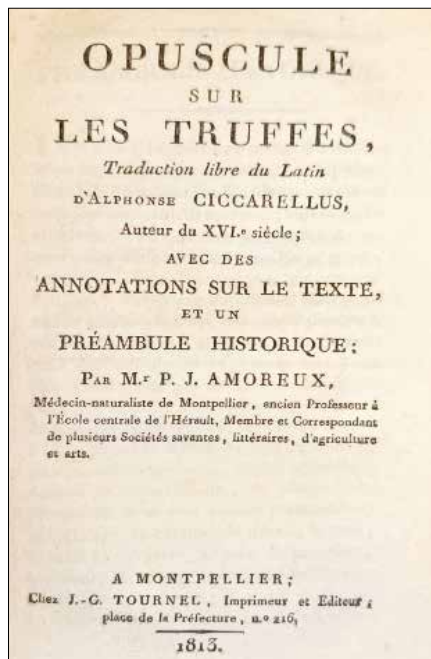
Les empoisonnements par les champignons. Deuxième édition. Paris: Le François 1916 p (1-11), 12-59: 4 col. plates by A. Clément, figs.

Bibliogr.: Volbracht 361. - Rare. With nice plates. Good copy. 19,5 cm Euro 25 Euro 35

[63] CHARLES, Vera K.

Introduction to mushroom hunting. New York: Dover Publications 1974 p (i-iv), (1)-58, (59-60, glossary): 49 figs.

3rd edition of 'Some common fungi and how to know them' (1931 & 1946). Original pictorial cover; 22 cm Euro 18



[65] CHRISTENSEN, Clyde Martin

Keys to the common fleshy fungi. 5th printing. Minneapolis: Burgess publishing company 1952 p (i, iii), leaves 1-45: figs

Bibliogr.: Volbracht 371. - Original spiral binding; 29 cm Euro 8

[66] CICCARELLI - AMOREUX, P. J.

Opuscule sur les truffes. Traduction libre du latin d'Alphonse Ciccarella, auteur de XVI.e siècle; avec des annotations sur le texte, et une préambule historique. Montpellier: J.-G. Tournel 1813 (1-5), 6-180

Bibliogr.: cf. Volbracht 374. - Extremely rare French edition of Opusculum de tuberibus, Ciccarella's famous work on truffles. The translation and comments are by Pierre Joseph Amoureux, a 'Médecin-naturaliste de Montpellier'. The work is bound with some more dissertations by Amoureux on 'Les pommes d'or des Hespérides', 'Sur l'origine de Cacho' (the catechu, an extract of acacia used in dyeing, tanning and pharmacy), 'Sur les plantes religieuses' and a 'Revue de l'histoire de la licorne' (the unicorn). Old exlibris on inner cover. Fine copy in old decorated half-leather with gilt title on spine. 8vo (20 x 12 cm) Euro 1400

[67] CLEMENCON, Heinz

Camarophyllus. Beih. Zeitschr. Mykologie 4: 1982. p 39-56

Main part of the volume: Krieglsteiner: Verbreitung und Ökologie 200 ausgewählter Röhren- Blätter-, Poren- und Rindenpilze in der Bundesrepublik Deutschland (Mitteleuropa). (p 1-38, 57-270). Original cover; 24,3 x 16,8 cm Euro 12

[68] CLÉMENCON, Heinz

Kompendium der Blätterpilze: Clitocybe. Beihefte Zeitschr. Mykologie 5. 1984 p (i-ii), 1-68: 2 col. plates, maps

On pp 69-302: Krieglsteiner: Verbreitung und Ökologie 250 ausgewählter Blätterpilze in der Bundesrepublik Deutschland (Mitteleuropa). 24,3 x 16,8 cm Euro 30

[69] COKER, William C. & A. H. BEERS

The Boletaceae of North Carolina. Chapel Hill: The University of North Carolina Press 1943 p (i-iv), v-viii, 1-96: 66 (6 col.) plates

Bibliogr.: Volbracht 393; Uellner 267. - Scarce first edition. Ex libris and blind stamp of Maurice B. Walters. Good copy in original cloth; 25,5 x 17 cm Euro 60

[70] COMBES, de

L'école du jardin potager, qui comprend la description exacte de toutes les plantes potagères; les qualités de terre, les situations & les climats qui leur sont propres; la culture qu'elles demandent; leurs propriétés pour la vie, & leurs vertus pour la santé; les différents moyens de les multiplier; les tems de recueillir les graines, leur durée, &c. La manière de dresser & de conduire les couches & d'élever les champignons en toute saison, &c. &c. Nouvelle édition. Tome premier. Paris: Chez P. Fr. Didot le jeune 1770. small 8vo p (i-xviii), (1)-536: frontispiz.

Bibliogr.: Volbracht 395. - One of two volumes. On p 351-369: Description du champignon, ses différentes espèces, ses propriétés, sa culture, etc. Contemporary decorated leather; 17,5 cm. Euro 80

[71] COOKE, Mordecai Cubitt

Illustrations of British Fungi (Hymenomycetes). To serve as an atlas to the Handbook of British Fungi. London: Williams & Norgate 1881-1891. 8 vols,

p (i-iv), (1)-20; (i, iii); (i), (1)-16; (i, iii); (i), (1)-13, (14; instructions to the binder); (i, iii); (i, iii), (1)-10; (i, iii), (1)-20: 1198 chromolith. plates

Bibliogr.: Volbracht 408; Stafleu 1207; Nissen 395. - A very good copy of this most important British iconography of fungi. Mordecai Cubitt Cooke (1825 - 1914) was a self-taught naturalist and became the leading British mycologist after J. Berkeley. His 'Illustrations' remained for half a century the mycological work with the highest number of plates - surpassed then by Bresadola's Iconographia mycologica (1927-1933). The illustrations with coloured background were taken from nature by Cooke himself or copied from drawings by Berkeley, Broome, W. G. Smith or Massee. From the collection of the Swiss collector Robert Chapuis. Interleaved with protection papers with some annotations in pencil. Bound in half-leather, gilt titles on spines. 23 cm Euro 2100

[72] COOKE, Mordecai Cubitt

Handbook of British fungi. With descriptions of all species. Second and revised edition. London: 1883 p (1)-398

Bibliogr.: Volbracht 408. - Stafleu 1200; Krieger p 48. - Rare, published as an appendix to Grevillea. This volume updates Cooke's Handbook of 1871 and gives new descriptions for his Illustrations of British fungi, published from 1881 on. (More than 1330 Hymenomycetes are described, with reference to the plates in the Illustrations). Title a bit browned, mycological exlibris. of Nils Fries. Good copy in half-leather, back slightly worn 23 cm Euro 250



[71] COOKE

[73] CORDIER, François Simon

Les champignons. Histoire, description, culture, usages des espèces comestibles, vénéneuses, suspectes, employés dans les arts, l'industrie, l'économie domestique, la médecine. Quatrième éd. revue et augmentée. Paris: Rothschild 1876 (1)-438: 60 chromolith. plates and vignettes

Bibliogr.: Volbracht 427; Stafleu 1229; Krieger 50-51; Nissen 404; Vicaire 211. - The French mycologist and physician François Simon Cordier (1797-1874) published his first small book on fungi with 11 handcoloured lithographs in 1826 - a second edition followed in 1836. Many years later, at the age of 73, he presented a considerably enlarged version with chromolithographed plates by his daughter Aimée Delville-Cordier. (Cf. VOLBRACHT, Christian: *Oft im Schatten der Männer - Frauen als Malerinnen von Pilzen*. In: *Zeitschrift für Mykologie* 88 (2), 2022.) In 1876, after Cordier's death, the book was reissued with a new typography and pagination and called 'fourth edition' on the title. It is not clear if this refers to the editions since 1826, or to different issues since 1870 (a 'troisième tirage' was distributed in 1874, cf. Stafleu). This copy has an original coloured cover bound in. Here and there slightly spotted, first pages with crease in upper right margin. Half-leather binding with gilt title somewhat used, corners worn. 26 cm Euro 350

[74] CORNER, Edred John Henry

A monograph of Clavaria and allied genera. Oxford: University Press; London: Geoffrey Cumberlege 1950

p (i-xi), xii-xv, (1)-740: 16 col. plates, 298 figs

Bibliogr.: Volbracht 429; Uellner 287. - The original edition, rare and important. Inscribed by Corner to 'Professor Roger Heim, with the author's esteem' in May 1950. Exlibris Christian Volbracht. Original cloth with dust-wrappers; 24,5 cm Euro 220

[75] CORTIN, B. & A. PEYROT

Funghi. 3a edizione. Torini: Editrice S.A.I.E. 1970 p (1-4), 5-159: 95 col. plates

Italian edition of Cortin's book with the nice plates. Original flexible decorated cover; 18 cm Euro 15

[76] CORTIN, Bengt

Goda matsvampar med svenskt svampelexikon. Stockholm: Landbruksförbundets Tidskrifts Aktiebolag 1950

(1-4), 5-152: fugs and 12 col. plates

Original cover with dust-wrappers; 18 cm Euro 12

[77] COSTANTIN, J. N. & L. DUFOUR

Nouvelle flore des champignons pour la détermination facile de toutes les espèces de France et de la plupart des espèces européennes. Avec 4702 figures et une planche de 42 couleurs. Cinquième édition. Avec des suppléments contenant toutes les espèces récemment découvertes en France. Paris: Librairie générale de l'enseignement 1921 p (i-iv), (i)-lx, (1)-318, (1-2, publ. advert.): 1 folded col. plate, 4 702 figs.

Bibliogr.: Volbracht 437; Stafleu 1249. - Bound in cloth; 18 cm Euro 12

[78] DENNIS, Richard William George

British Ascomycetes. Revised and enlarged edition illustrated by 40 coloured plates and 31 full page figures. Vaduz: J. Cramer (A. R. Gartner) 1978 p (i-vi), vii-xxvi, 1-585; 44 col., 31 plain plates

Good copy. Original cloth, 22 cm Euro 75

[79] DERMEK, Aurel & Paul LIZON

Maly atlas hub. Bratislava: Slovenske pedagogicke nakladatelstvo 1980

p (1-8), 9-946 (948, impr.): 187 col. plates

Cloth with dust-wrappers; 22 cm Euro 15

[80] DEVIGNES, Antoine

Reconnaître 30 champignons comestibles. Paris: Éditions l'amitié Hatier 1985

p (1)-123, (124-128): col photos

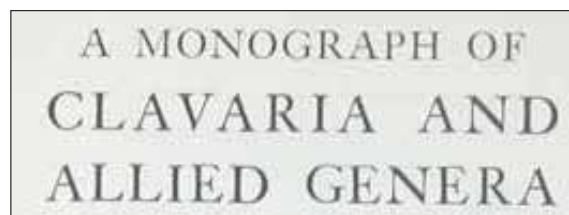
Paperback; 17 cm Euro 6

[81] DODGE, C. W. & Sanford M. ZELLER

Hydnangium and related genera. - Elasmomyces, Archangeliella and Macowanites. - Melanogaster Reprinted from *Annals of the Missouri botanical garden* 23, 1936 565-655

Bibliogr.: Volbracht 494; Stafleu 31.059. - Original wrappers; 4o. 25,8 x 17,9 cm

Euro 40



[82] DOWE, Asmus

Räuberische Pilze und andere pilzliche Nematodenfeinde. 2. neubearbeitete Auflage. Mit 102 Abbildungen. Wittenberg Lutherstadt A. Ziemschen Verlag 1987

p (1-4), 5-156: 102 figs

(Die neue Brehm-Bücherei 449)

Bibliogr.: Uellner 335 (1st ed. 1972). - On nematophagous fungi. Original pictorial paper-cover; 22 cm Euro 15

[83] DUBARRY, Françoise & Sabine BUCQUET-GRENET

L'ABCdaire des truffes. Paris: Flammarion 2001

(1)-120: col. photos

A nicely designed book with many information about truffles. Original paperback; 20 cm Euro 20

[84] DUFOUR, Léon

Les mauvais et les bons champignons. Paris: Orlhac [≈ 1913]

(1)-84, (1-6, advert.): 8 col. plates by J. Poinot

Bibliogr.: Uellner 340, Volbracht 508. - Rare little book. Original half-cloth-binding. 19 cm Euro 15

[85] EHRENBERG, Christian Gottfried

Symbolae physicae seu icones adhuc ineditae corporum naturalium novorum aut minus cognitorum quae ex itineribus per Libyam Aegyptum Nubiam Dongalam Syriam Arabiam et Habessiniam publico institutis sumpti Friderici Guilelmi Hemprich et Christiani Godofrdi Ehrenberg studio annis MDCCCXX-MDCCCXV redierunt. Publico usui obtuli C. Schumann. Botanica. Berolini: sumptibus Georgii Reimeri 1900. p (i, iii), 1-65: 24 (23 hand-coloured) plates

Bibliogr.: Volbracht 534; Stafleu 1635, 1643; Junk Rara p 138. - Rare, with beautiful plates, the result of a very difficult scientific travel to North Africa and the Middle East in the years 1820-1825. Most of the participants, including Hemprich, didn't survive. The plates were prepared for publication in 1828, but distributed only 72 years later - 24 years after Ehrenbergs death in 1876 - with text by Carl Moritz Schumann. Three of the plates depict fungi. Unbound, as issued, with an original printed folder for part 1 (50 x 34 cm) Euro 800

[86] ELLERMANN (Ed.)

Die Pilze und ihre praktische Verwendung.

Hausberge: ≈ 1920

p (1)-16

Bibliogr.: Volbracht 540. - Scarce. With stamp of Pilz- und Wildfrüchte Gesellschaft Leipzig on cover. 19 cm Euro 15

[87] ENGEL, Franz

Pilzwanderungen. Eine Pilzkunde für Jedermann. Zweite Auflage. Dresden: VVV Dresdner Verlag im Verlag der Kunst 1952

p (1-5), 6-144: 48 col. plates. p [2] with a sticker with corrections.

Bibliogr.: Volbracht 548. - Stamp on flyleaf. Original pictorial half-cloth. 19 x 11,5 cm Euro 12



[85] EHRENBERG

[88] ERIKSSON, Jakob

Die Pilzkrankheiten der Kulturgewächse. Handbuch für Pflanzenbauer und Studierende. I. Teil. Mit 151 Abbildungen und 3 farbigen Tafeln. Zweite, vollständig neubearbeitete Auflage. Stuttgart: Franckh 1936

p (i-v), vi-viii, (1)-300, (1-4): 3 col. plates, 151 figs

Bibliogr.: Volbracht 557. - Good copy of this scarce work, (... bis in die Gegenwart wertvolle Werke zur Problematik der Schadpilze ...' - Dörfelt & Heklau p 221). Old half-leather; 21 cm Euro 45

[89] ESSETTE, Henri

Les Psalliotes. Paris: Lechevalier 1964. 4o p (1)-84, (1)-52: 57 (48 col.) plates, textill. (Atlas mycologique 1)

Bibliogr.: Uellner 438. - Orig. hardcover binding. 28 cm Euro 30

[90] FALCK, Richard

Prints and documents from the heritage of a great mycologist - Drucke und Dokumente aus dem Nachlass eines großen Mykologen.

- Die Bedingungen und die Bedeutung der Zygotenbildung bei *Sporodinia grandis* (1901). Falck's first publication dedicated to Prof. Klebs

Die Cultur der Oidien und ihre Rückführung in die höhere Fruchtförm bei den Basidiomyceten. Inaugural-Dissertation ... Universität Breslau 1902.

Handwritten manuscript of Falcks dissertation with the text of the introduction and a volume with the plates with original photographs and instructions to the printer.

In addition a printed proof of the text and several leaves with corrections.

A volume ‚Zur Characteristic der Oidien‘ with additional annotated original photographs of the oidia of *Collybia tuberosa*. Some of the illustrations were used in the dissertation.

A three-page manuscript with the text of Brefeld's recommendation for acceptance of the dissertation, in Falck's handwriting. (Volbracht, MykoLibri 570 b has assigned it erroneously to Klebs).

Die Sporenverbreitung bei den Basidiomyceten und der biologische Wert der Basidie (1904). Correction copy with numerous changes in Falck's hand, with two unpublished original photos of test arrangements.

Die Lenzites-Fäule des Coniferen-Holzes (1909). A bound manuscript booklet with about 40 plates with photos and drawn illustrations for Falck's work, including the original photo for ‚Lenziteskranker Tannenbalken‘.

A handwritten note by the mycologist Oscar Brefeld to Richard Falck.
2 letters from the mycologist Alfred Möller (Editor of ‚Hausschwammforschungen‘) to Falck
A postcard by Falck's mother: ‚Mein liebster Richard ...‘

12 leaves with original mushroom watercolors by Falck's employee Johanna Beyer, partly signed J. B. (cf. Steinsiek pp. 24, 82, 232).

Bibliogr.: Steinsiek, Peter-Michael (2019): Richard Falck, Mykologe Lebensweg und Werk eines jüdischen Gelehrten (1873-1955).. Universitätsverlag Göttingen. Volbracht: 570 etc. - Unique material from the personal library of the German mycologist Richard Falck (1873-1955), a specialist in wood-destroying fungi. The Jewish scientist worked at the forestry academy in Hannoversch Münden. Many years before Fleming, he was the first to discover and describe an antibiotic extracted from *Sparassis crispa*, the fungicide Sparassol, but did not pursue the discovery any further. In 1933, he fled from the Nazis to Jerusalem, then to Poland and Russia. He finally moved to the USA with his extensive mycological library and died in Atlanta in 1955. The manuscripts and notes provide a deep insight into Falck's research. Of particular interest is the handwritten text of the recommendation for acceptance of the dissertation by the mycologist Oscar Brefeld, his doctoral supervisor. It contains numerous corrections to the text, suggesting that Falck may have written the text for the recommendation himself. Brefeld became progressively blind in 1902. The documents in original covers or new folders, some unbound. Folio.

Euro 2100



[92] FARLOW

[91] FARLOW, William Gilson

The conception of species as affected by recent investigations on fungi. Address ... before the section of botany, american association for the advancement of science. Boston: 1898
p (1)-23.

Original wrappers. 22 cm

Euro 12

[92] FARLOW, William Gilson & Edward Angus BURT

Icones Farlowianae. Illustrations of the larger fungi of eastern North America. With descriptive text by Edward Angus Burt. Cambridge, Massachusetts: The Farlow Herbarium and Herbarium of Harvard University 1929
p (i-iv), v-x, (1)-120: 103 col. plates by Joseph Bridgman and Louis C. C. Krieger

Bibliogr.: Volbracht 576; Stafleu 1742; Uellner 441. - A very beautiful work, created over a period of more than 40 years with an extraordinary effort. William Gilson Farlow was Professor for cryptogamic botany at Harvard University. He started this project in 1889 and engaged the naturalistic painter Joseph Brickham, who draw for him over a period of ten years about 303 fungi. Farlow then began to organise the complicate production of the chromolithographs. Later, many more illustrations were furnished by L. C. C. Krieger, who worked for Farlow from 1902 to 1911. Farlow died suddenly in 1919 - 103 illustrations for the book were ready, but only the introduction to the text. So Farlow's widow asked E. A. Burt in 1923 to complete the text - and the book finally came out in 1929. 500 copies were printed - the total cost of more than 50 000 Dollars would have been the equal of more than one million dollars in 1999 (cf. <http://botlib.huh.harvard.edu/libraries/Farlowexhibit/creation.html>)

The book has beautiful plates in folio, 23 of them are by Krieger (cf. his Mushroom handbook, p 467). Very nice copy. Small waterstain in upper margin of first plate. Original green cloth with gilt title, slightly rubbed; 35,5 x 28 cm

Euro 700

[93] FAUPIN, E.

Les champignons comestibles et vénéneux. Méthode pratique pour reconnaître les espèces dangereuses et les distinguer des espèces alimentaires les plus communes. Paris: Fernand Nathan 1903

p (1-7), 8-174, (175-176, table): 11 col. plates. (Bibliothèque de vulgarisation scientifique)

Bibliogr.: Volbracht 580. - Very rare. Fine copy in original decorated cloth; 18,5 cm Euro 40

[94] FAVRE-GUILLARMOD, Louis

Les champignons comestibles et les espèces vénéneuses avec lesquelles ils pourraient être confondus. Neuchâtel: Librairie Générale Sandoz 1869

p (1), (5)-53 (55, ind.): 21 chromolith. plates; (1)-9, (1)-47, (48, err.): 20 chromolith. plates

Bibliogr.: Volbracht 586; Krieger p 71 (part 1 only). - Rare work in the first complete edition of the two parts with 41 nice chromolithographed plates. Louis Favre (1822-1904), mostly known as Favre-Guillarmod, was a Swiss teacher and mycologist from Neuchâtel. The copy is here and there slightly spotted, due to bad paper quality. Original decorated hardcover (slightly worn). 21 cm Euro 450


[95] FIERA, Baptista & SEVERINO, Marco Aurelio

Coena notis illustrata a C. Avantio Rhodigiono. Cui novissima hac editione accesserunt Marci Aurelii Severini epistolae duae: altera de lapide fungifero: altera de lapide fungimappa. Patavii: Typis Sebastiani Sardi 1649

p (i-xiv), (1)-208, (1-11, ind.): 7 plates in text

Bibliogr.: Volbracht 39, 1965; Traverso 1105; BM (NH) p 571; British Libr. 462. C. 14. - An extremely rare gastronomic book with important early information about truffles and the 'mushroom-stone' *Polyporus tuberaster*. The first work is a later edition of an Italian Renaissance book on food by Marc Battista Fiera (1450-1540), a medical doctor from Mantua. It was first published about 1490, dealing with all types of food, giving dietary advice and food safety information. This edition is an extensive comment on the work by Carolo Avantio from Rodigo. Truffles are treated on pages 150-153, other fungi and especially the mushroom-stone, 'Fungus lyncurius' on pages 45-50 and at one plate. The pseudosclerotium of *Polyporus tuberaster* was for long a mystery. In medieval times it was considered to be a 'lynx stone', created from the coagulation of lynx urine. Later it was called *Lapis lyncurius*, *Fungus lyncurius* or *Pietra fungaja*.

Added to the Coena are two 'letters' by Marco Aurelio Severino (1580-1656), a famous anatomist and surgeon from Naples. In his first letter 'De lapide fungifero' (p. 167-200) he discusses mushroom-stones and truffles, in the second he describes marine 'fungi' from the Adria calling them 'lapide fungimappa' (p. 202-208). Severino presents a complete survey on the knowledge on truffles at the middle of the 17th century. The letters are dated 1642 and 1644.



The work is dedicated to the patrician Johann Georg Volckamer the Elder, the famous physician and natural scientist from Nuremberg, wealthy owner of a silk-factory in Rivereto. In 1685, Volckamer published a recite on Severino's letter on *Lapide fungifero* in the scientific journal *Miscellanea curiosa* (Volbracht 2204). He added the reproduction of a drawing of the mushroom-stone which he had got as a gift from Severino in 1641.

In 1728, the German naturalist Franz Ernst Brückmann, himself interested in petrology and geology as well as in fungi and truffles, considered this work with Severino's letters as rarissimum and republished it (Volbracht 1965).

Book in good condition, title slightly soiled, a few browning in margins in the second half of the book. Bound in simple modern boards with label on spine. Euro 3200

[96] FINDLAY, W. P. K.

The Observer's book of mushrooms, toadstools and other common fungi. With 64 colour illustrations by Ernest C. Mansell and 52 black and white photographs. London: Frederick Warne 1977 (1-8), 9-182: col. plates and photos

Nice book in mini-format. Original hardcover with pictorial dustwrappers; 13 cm Euro 5

[97] FISCHER, V. F. S.

Anleitung zur Trüffeljagd oder Trüffelsuche. Ein Beytrag zur Forst- und Jagd-Wissenschaft. Mit einem Kupfer. Karlsruhe: In der Buchhandlung von David Raphael Marx 1814

(i), (1-5), 6-48 (49): 1 plate

Volbracht 610 a; Streinz S. 702. - Very rare. The author of this first book on truffles in German language was a Großherzoglicher General-Forst-Sekretär in in the Grand Duchy of Baden. The study was first published in 1812 in Karlsruhe, 'at the author's expense, and on commission from Mohr u. Zimmer in Heidelberg'. Old bindig; 8vo (16,5 x 10,5 cm) Euro 1500



[102] FRIES

[98] FLURY, A. & W. SÜSS

Unsere Pilze. Separatabdruck aus dem Prachtswerk Vita Helvetica. Basel: Faunus Verlag 1950
p 7-76: 19 (3 coloured) plates, figs

Bibliogr.: Uellner 475; Volbracht 613. - Very nice plates in large format, partly by Charles Poluzzi and Jeanne Favre, the wife of the Swiss mycologist Jules Favre. Original wrappers; folio, 31,5 cm Euro 30

[99] FONTANA, Felice

Osservazioni sopra la ruggine del grano. Lucca: Nella Stamperia di Jacopo Giusti 1767
p (1-2), 3-114: 1 folded col. printed plate

Bibliogr.: Volbracht 615; Pritzel 2956; Pfister 42; Lloyd 452; Ainsworth p 149-151. - Very rare and important early work on wheat rust, marking the beginning of 'a new era in the understanding of rusts' (Ainsworth, p. 149). Felice Fontana (1730-1805), an Italian abbot, physician and naturalist, discovered that rust was a parasitic plant and not due to insects - the same conclusion was made the same year by Giovanni Targioni-Tozzetti in Florence. The beautiful plate depicts the urediniospores and teliospores of Puccinia graminis. Old signature of Jacques H. J. van de Laar on title, the folded plate a bit creased in middle. Bound in nice later hard boards. 20,5 cm Euro 700

[100] FRAUENSTEIN, Käte

Falsche Mehлтаupilze. Wittenberg Lutherstadt: Ziemsen 1959

p 1-46: figs
(Die neue Brehmbücherei)

Original covers; 21 cm

Euro 10

[101] FRIES, Elias Magnus

Systema mycologicum, sistens fungorum ordines, genera et species, huc usque cognitae, quas ad normam methodi naturalis determinavit, disposuit atque descripsit Elias Fries. Volumen I [- III et ultimum, et supplementa I - II]. Gryphiswaldiae: Sumtibus Ernesti Mauritii, Lundæ: ex officina Berlingiana 1821-1832. 4 vols
1: p (i-ix), x-lvii, (i, err.), (1)-520
2: (i), (1)-274, (i, publ. advert.), (i, title), (275)-620, (1, err.);
3: (i), (i-v), vi-viii, (1)-524 (false 245)
4: Elenchus fungorum, sistens commentarium in Systema mycologicum
(i), (1)-238; (1)-154

Bibliogr.: Volbracht 634; Stafleu 1867, 1870; Uellner 517, 488; Junk, Rara p 293. - Major work of mycological taxonomy with the supplementary Elenchus fungorum. The Swedish botanist Elias Magnus Fries (1794-1878) was one of the founders of taxonomic mycology. He was born in Femsjö (Småland), passed his university career in Lund and Uppsala, where he became director of the Botanical garden. A good copy of this basic work. Paper slightly browned or spotted. Bound in old half-leather with gilt spine. Binding rubbed, a spine repaired. 20 cm Euro 950

[102] FRIES, Elias Magnus

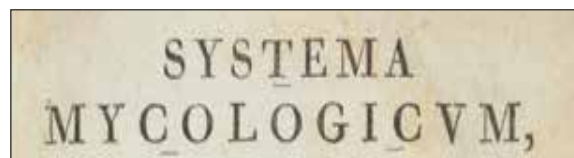
Icones selectae Hymenomycetum nondum delineatorum. Sub auspiciis Regiæ Academiæ scientiarum Holmenensis. I. [-II] Holmiæ: P. A. Nordstedt & Filii, Holmiæ et Upsaliæ: Typographia centralis & Ed. Berling 1867-1884. 2 vols.
p (i), (i)-iv, (1-3), 4-116; (i-iv), v-vii, (1)-104: portrait and 200 chromolithographed plates by P. Akerlund, O. Gottmann, A. G. Hafström, E. Petterson, H. v. Post

Bibliogr.: Volbracht 664; Stafleu 1894; Junk: Antiquar p 294; Uellner 494; Krieger p 85. - The great iconography by the father of modern mycology. An exceptionally fine copy with very few foxing - due to bad paper quality, most copies are more affected. The work was issued in instalments from 1867 to 1884. Fasc 2-10 of the second part were published after Fries' death in 1878 by his sons Th. M. and Rob. Fries. They provided a biography of their father and a bibliography at the beginning of vol. 2. The plates are in very fine and clean condition, only a few have slight foxing, plates 14-17 a larger browned spot in upper outer margin. With Exlibris of the Swiss collector J.-R. Chapuis. Bound in nice modern half-leather with gilt title on spine. Large Folio 38 cm Euro 4500

[103] FRIES, Elias Magnus

Fungi natalenses, quos annis MDCCCXXXIX-MDCCCXL collegit J. A. Wahlberg, adjectis quibusdam Capensibus descripti ab E. Fries. Facsimile-reprint from Kon. Vet. Akad. Hand. Stockholm 1848. Leiden: Boerhaave Press 1979
p (i), (121), 122-154

Bibliogr.: Stafleu 1884. - Paper-covers, 21 cm Euro 12




[104] FRÖHLICH, Gerd

Wörterbuch der Biologie. Phytopathologie und Pflanzenschutz. Jena: Gustav Fischer 1979 (1-10), 11-295: figs

Original wrappers; 20 cm

Euro 12



[105] FÜCKEL, Leopold

Enumeratio fungorum Nassoviae. [Wiesbaden:] Nass. naturw. Jahrb. 15, 1860.

p (1)-122, (123), 125-126: 1 hand-col. lith. plate Symbolae mycologicae. Beiträge zur Kenntnis der rheinischen Pilze. [And] Nachtrag 1-3. (Jahrbücher d. Nass. Ver. f. Naturk. 23-24 1869-1874 (i-v), (1-3), 4-459: 6 hand-col. plates; (i), (289)-346; (1-3), 4-99: 1 hand-col. pl.; (1-3), 4-38, (39) Ein mycologischer Beobachtungsgarten. (Nass. naturw. Jahrb. 25/26 1871/1872) p 420-423

Bibliogr.: Uellner 595; Volbracht 678. - Very rare. Three parts. In 'Ein mycologischer Beobachtungsgarten' Fückel describes the arrangement of his 'mycological-garden' - a section of his own garden where he observed the evolution of different species of fungi, collected in other places with their substrata. Paper a bit browned. Bound in half-cloth; 21,5 cm Euro 350

[106] FUHRMANN, Franz

Leitfaden der Mikrophotographie in der Mykologie. Jena: Gustav Fischer 1909 iv, 88 p.: 3 plates, 33 figs

Bibliogr.: Uellner 597. - Original wrappers; 24 cm Euro 15

[107] FURRER, Adelrich et al.

Champignon Kochbuch. Über 100 Gerichte und Zubereitungstips für frische Kulturchampignons - leicht verständliche Anweisungen - alle Zutaten im Lebensmittelhandel... In Zusammenarbeit mit dem Bund Deutscher Champignon-Züchter. München: Richter 1981

p (1-2), 3-72: 11 col. plates, figs (Internationale Kochkunst 1)

Original pictorial paperback; 18 cm

Euro 20

[108] GÄUMANN, Ernst

Die Pilze. Grundzüge ihrer Entwicklungsgeschichte und Morphologie. Mit 610 Abbildungen im Text. Zweite, umgearbeitete und erweiterte Auflage. Basel und Stuttgart: Birkhäuser Verlag 1964 p (1-6), 7-382: 610 figs (Lehrbücher und Monographien aus dem Gebiet der exakten Wissenschaften 19)

Very good copy; cloth. 25 cm

Euro 5

[109] GAVORNIK, Peter

Otravy hubami. Bratislava 2000

(1-2), 3-99: figs

Mushroom-book from Slovenia with drawings. Paperback, 17 cm Euro 10

[110] GERHARDT, Ewald

Pilze. BLV-Bestimmungsbuch mit Schnellbestimm-System. München, Wien, Zürich: BLV

Verlagsgesellschaft 1990

p (1-5), 6-287: col. figs

Fourth, revised edition 1995. Old stamp on title, but a good copy in original flexible cover; 19,5 cm Euro 10

[111] GILLET, Claude Casimir

Les Hyménomycètes ou description des tous les champignons (Fungi) qui croissent en France, avec l'indication de leurs propriétés utiles ou vénéneuses. Alençon: chez l'auteur (Ch. Thomas) 1874-1893

4 volumes of plates and 1 with text

p (i)-vii, (8)-828: 711 mostly hand-coloured plates (Champignons de France)

Bibliogr.: Volbracht 732; Stafleu 2018; Nissen 707; Uellner 1978; Krieger p 90; Junk Rara p 181. Essette (BSMF 73:2, 1957) with the most complete listing of plates of the work. - The rare complete Hymenomycetes from Gillets Champignons de France with 711 plates, from the fine book-collection of the Swiss mycologists L. & F. Marti. Not included are four plates from the section Gastéromycètes, which are sometimes added to this work.

The plates are loosely arranged in old paper-covers with handwritten indexes. Some plates on darker or smaller cut paper, as usual. Text bound in nice private half-leather with gilt title on spine. 21 cm Euro 1200



[111] GILLET

[112] **GILLOT, François-Xavier & Jean-Louis LUCAND**

Catalogue raisonné des champignons supérieurs (Hyménomycètes) des environs du département de Saône-et-Loire. Autun: Dejussieu & Paris: Klincksieck 1891

p (1)-482: 6 col. plates

Bibliogr.: Volbracht 734; Stafleu 2022; Krieger p 90. - Rare, with plates by Lucand. Plates very slightly spotted. Private cloth, 25 cm Euro 220

[113] **GLICK, Phyllis G.**

The mushroom trail guide. New York: Holt, Rinehart and Winston 1979

p (i-v), (1)-247: figs

Original paperback; 23 cm Euro 8

[114] **GREIS, Ida**

Unser Pilzbuch. Mit 67 vierfarbigen Tafeln. Murnau: Sebastian Lux (≈1949)

p (1)-15: 67 col. plates with text. (Lux praktische Reihe 15)

Bibliogr.: Volbracht 762; Uellner 642. - Orig. decor. cover. 17 cm. Euro 5

[115] **GREVILLE, Robert Kaye**

Scottish cryptogamic flora, or coloured figures and descriptions of cryptogamic plants, belonging chiefly to the order Fungi; and intended to serve as a continuation of english botany. Vol. I [- VI]. Edinburgh and London: printed for Maclachlan & Steward and Baldwin, Cradock & Joy 1823-1828. 6 vols. p (i-vii), (1-14, ind.); (i, iii); (i, iii); (i, iii); (i, iii), (i)-vii (ind.); (i, iii), (1)-82: 360 hand-coloured plates with descriptive text

Bibliogr.: Volbracht 766; Stafleu 2160; Uellner 646; Krieger 93; Nissen 757. - A rare work with finely hand-coloured plates by the author, published in monthly parts from 1823-1828. Robert Kaye Greville (1794-1866) was a Scottish botanist, social activist and painter. The flora is a continuation of Smith & Sowerby's English botany, a work dealing only with flowering plants, algae and lichen. Most of the cryptogamic plates depict fungi. 'Das Werk gehört zu den für die Pilzsystematik bedeutenden colorierten Tafelwerken' (Dörfelt & Herklau, Die Geschichte der Mykologie). Mycobank lists more than 100 newly described species in this work. Nice copy, bound in richly decorated old half-leather with marbled boards, gilt title on spine. 23,5 x 15 cm

Euro 1800

[116] **HAAS, Hans & Heinz SCHREMPF**

Pilze in Wald und Flur. 112 Pilze in Farbe.

Stuttgart: Franckh 1970

p (1)-71: 112 col. ill.

(Bunte Kosmos-Taschenführer)

Bibliogr.: Uellner 675. - First edition. Original pictorial cover; 19,5 cm. Euro 5

[117] **HABERSAAT, Ernst**

Schweizer Pilzbuch. 5. Auflage. Bern: Hallwag [≈1941]

p (i-iii), iv-viii, 1-232: 40 col. plates, 24 figs.

Bibliogr.: Volbracht 798; Uellner 680 (11th ed., 1958). - Original pictorial hardcover. 16,6 x 11,5 cm Euro 12



[115] GREVILLE

[118] **HARTINGER, Anton**

Die essbaren und giftigen Pilze in ihren wichtigsten Formen. Nach der Natur gezeichnet, lithografiert und in Farben gedruckt. Zur Förderung des Schulunterrichtes herausgegeben von M. A. Becker. Wien in Commission bei Jos. Bermann [1858]
Title with Index and 6 chromolithographed plates with transparent overlay-papers

With:

BILL, Johann Georg: Die essbaren und giftigen Schwämme in ihren wichtigsten Formen. Als Erläuterung der von Anton Hartinger nach der Natur gezeichneten und in Farbendruck ausgeführten ... Wandtafeln. Wien: Im k. k. Schulbücher-Verlage 1858
(i-vi), (1)-150 (1-4)

Not in Volbracht. Nissen BBI, 802; ÖNB: AC13678573; Stafleu 2419 (Bill) and 2420 (the second edition of Hartinger in smaller format of 1870); Bucchi, M.: Images of science in the classroom: wallcharts and science education 1850-1920, British Journal for the History of Science, 31, 161-184 (1998); Lepp Snippets, 347. - Extremely rare! Six fine chromolithographed plates for schools in large folio and explanatory text. The plates are drawn and lithographed by Anton Hartinger (1806-1890), a famous Austrian flower-painter who began in the middle of the century a second career as a lithographer specializing in botanical depictions. Already in 1852 a first sample-plate of this work on fungi was presented to the Zool.-Bot. Verein in Vienna, three years later a first issue of this first edition with six plates was published in Olmütz.

The iconography presents beautiful illustrations of 37 mushroom-species. Each plate has a transparent silk shirt, on which an outline print and the Latin name of the mushrooms are printed. So, the pupils could first be shown images



[118] HARTINGER

together with their names and salient features, and later be asked to recall such elements by looking only at the wallchart', as explains M. Bucchi (quoted after Lepp: Snippets). Our copy has small mounted labels outside the image with handwritten inscription. Former library stamp on title page. Plates with approx. 1 cm of mounting cloth at the spine, outside the image part. A few spotting, one plate with trace of folding. Bound in quarter-cloth (70 x 55 cm) The explanatory text in a booklet by Bill with an old library stamp on title, paper darkened at the beginning. Half-cloth, 20 cm

Euro 1800

[119] HARWERTH, Willi

Das kleine Pilzbuch. Einheimische Pilze nach der Natur gezeichnet. Neue, von Alfred Birkfeld überarbeitete Ausgabe. Leipzig: Insel 1956 8vo
p (i, iii, 1-37), 38-55, (56): 36 col. plates

Bibliogr.: Volbracht 831; Uellner 697. - Nicely illustrated, revised edition. With contributions by Friedrich Schnack and Sandro Limbach. Original decorated cover, nice; 19 cm

Euro 15

[120] HEINEMANN, Paul

Les amanités. Bruxelles: Les Naturalistes Belges 1964

p (1)-22: 2 col. plates, 3 phot. ill

Bibliogr.: Volbracht 864; Uellner 713. - Original cover; 22 cm

Euro 15

[121] HERMANN, Karl

Pilze erkennen - sammeln - zubereiten. Würzburg: Richterdruck 1978

(1)-128: 96 col. photos; Sm 8vo

Pictorial paperback; 19 cm

Euro 12

[122] HERRMANN, Emil

Pilzkochbuch. Eine Anleitung zur vielseitigen Verwendung der Pilze im Haushalte für die bürgerliche Küche mit 150 Rezepten. Zweite Auflage. Dresden=N.: Verlag von C. Heinrich 1912
p (1-3), 4-72

Bibliogr.: Volbracht 889. - Rare. 150 recipes. Original decorated cover (front cover reattached); 20 cm Euro 80

[123] HERTER, Guillermo (Wilhelm Gustav Franz)

Champignons comestibles (Fungi edules). Paris: Paul Lechevalier 1951. 8vo
p (i)-vi, (1)-202, 101 plates

Bibliogr.: Volbracht 895; Uellner 733. - Original boards, 25 cm. Euro 10

[124] HÖRMANN, Bernhard

Speise- und Giftpilze. München: G. Franz'sche Buchdruckerei G. Emil Mayer [≈ 1939]

p 1-48: 20 col. plates, figs.

(Pflanzen=Taschenbüchlein 3, Zum Sammeln und Verwerten heimischer Nähr- und Heilpflanzen in Wald und Flur)

Bibliogr.: Volbracht 913; Uellner 757. - With an introduction to popular mycology after Julius Rothmayr. One of the smallest of all mushroom-guides, nicely illustrated. Original cover, slightly used. 8 x 10 cm Euro 24

[125] HÖSTERMANN, Gustav & Martin NOACK

Lehrbuch der pilzparasitären Pflanzenkrankheiten mit besonderer Berücksichtigung der Krankheiten gärtnerischer Kulturgewächse. Berlin: Parey 1923
(i-iv), 1-271: figs

Or. cloth with gilt title on spine. 25 cm

Euro 15

[126] HOLLOS, Ladislaus

Gasteromycetes hungariae. Die Gasteromyceten Ungarns. Im Auftrage der ungarischen Akademie der Wissenschaften. Mit 31 zum Teil colorirten Tafeln nach Original-Zeichnungen und Photographien. Autorisierte deutsche Übersetzung. Mit Unterstützung der ungarische Akademie der Wissenschaften. Leipzig: In Kommission bei Oswald Weigel 1904
p (1-3), 4-278: 31 (23 coloured, 1 double-paged) plates.

Bibliogr.: Volbracht 925; Stafleu 2943; Uellner 763; Krieger p 207; Nissen 905. - Hollós was a Hungarian high school teacher and botanist. Text in German, the Hungarian version was published in 1903. - The plates are partly coloured photographs from fresh and herbaria specimen. Original hardcover binding in quarter-cloth. 42 cm Euro 850



[127] **HOLMSKJOLD, Theodor**

Beata ruris otia fungis Danicis impensa (Volumen 2: post obitum auctoris editum Erico Viborg). Havniae: Friderico Brummer [1790-1799] (Additional title to Vol. 1: Topsvampene som indbefatte kølle og grensvampene med en kort forklaring over deres indvortes bygning/Coryphæi Clavarias Ramariasque complectentes cum brevi structuræ interioris expositione Havniae: Typis Nicolai Mölleri 1790)
2 volumes in 1: p (i), (i-vii), viii-xxiv, (1-3), 4 -118, (1)-38; (i-iv), (i-iv), (1-3), 4-70: 1 etched title, 1 engraving, 1 uncol. plate, 74 handcoloured plates (32 unnumbered and Nrs 1-42)

Bibliogr.: Volbracht 928; Stafleu 2955; Pfister p 57; Nissen 906; Rara p 167. - First Edition, issued in only 43 copies. An extremely rare masterpiece of botanical and mycological illustration, depicting in very fine gouache-colouring foremost Ramaria- and Clavaria-species. Theodor Holmskjold (1732-1794), until 1781 named Holm, was a Danish botanist, physician and administrator of the Royal Danish china factories. In this function he promoted the production of the Flora Danica china set made for Catherine of Russia at the end of the 18th century. Holmskjold created more than 50 new names for previously unidentified species of fungi, and he was the first to show that *Cordyceps militaris* grows on dead insects. This copy has the utterly rare etched frontispiz (Junk in Rara, p. 167, doubts its existence and considers it as an error of the bibliographer Brunet). The plates were engraved by Abraham Heckel after drawings by Johan A. Neander and Joh. Chr. Bayer. Text in Latin and Danish. Vol 2 was published after the death of the author by Viborg. Here and there with a few light spotting on plates, but a fine copy. Old half-leather with marbled boards, gilt spine restored. Folio 37,3 cm Euro 16000

[128] **HRDLIKA, A. & M. SMOTLACHA**

Sbirame lesni plody a houby. Praha 1965 (1-6), 7-340: drawings and col. plates
In Czech language. Original hardcover; 17 cm Euro 10

[129] **INGELSTRÖM, Einar**

Svampflora. Med 126 svampfotografier. Stockholm: Nordisk Rotogravyr 1940
p (1-4), 5-216, (1), (i-xvi, index): 64 plates
Bibliogr.: Volbracht 953; Uellner 801. - With keys for determination. Original cloth; 20,5 x 14 cm Euro 15

[130] **ISTVANFFI, Gyula**

A Clusius codex mykologiae méltatása adatokkal Clusius életrajzához. Études et commentaires sur le code de l'Escluse augmentés de quelques notices biographiques. Budapest: chez l'auteur 1900. Folio p (i-x), (1)-38 (1-2, blanc), 39-287: 89 (2 doublepaged) chromolith. plates, 22 figs.
Bibliogr.: Volbracht 958; Stafleu 3198; Uellner 806. - The first printing of the famous Clusius-Codex, a manuscript from the sixteenth century, together with the first reprint of Clusius' 'Fungorum in Pannoniis observatorum brevis historia' (1601). Gyula Istvánffi de Csikmadefálva (1860-1930) - until the adoption by his uncle in 1886 named Julius Schaarschmidt - was a Hungarian botanist, specialist in mycology and the phytopathology of wine. Old exlibris. Good copy in original cloth-binding, upper corner bumped. Large folio; 39 cm Euro 400



[127] **HOLMSKJOLD**

[131] **JAHN, Hermann**

Resupinate Porlinge, Poria s. lato, in Westfalen und im nördlichen Deutschland. Sonderdruck aus Westfälische Pilzbriefe 8:3, 1971
p 41-68: 13 figs

Inscribed by the author. Original paper-covers; 21 cm Euro 8

[132] **JORDAN, M.**

A guide to mushrooms: the edible and poisonous fungi of the northern hemisphere. London: Millington 1975
(1-4), 5-240: farbige Abbildungen im Text
Old owner-name on fly-leaf. Original paperback. 21,6 x 13,7 cm Euro 12

[133] **JOSSERAND, Marcel**

Galera arvalis (Fr.) Quelet, var tuberigena Q. Extrait Ann. Soc. Linn. 75, 1929.
p (1)-7: 2 figs.
Bibliogr.: Volbracht 983. - Wrappers. 22 cm Euro 10

[134] **JOSSERAND, Marcel**

Description de quelques omphales blanches. Ann. Soc. Linn. Lyon 85, 1936
p (1)-20: 9 figs
Bibliogr.: Volbracht 983. - Wrappers. 22 cm Euro 10

[135] **JOSSERAND, Marcel**

Importance de l'ornementation piléique pour la détermination des coprins; L'étude des coprins fimicoles. Ex. Ann. Soc. Linn. Lyon 1933
p (1-3), 4-27: 11 figs
Bibliogr.: Volbracht 983. - Scarce papers. Wrappers. 25 cm Euro 10



[136] JÜLICH, Walter

Higher taxa of Basidiomycetes. With 20 plates and 34 figures. Vaduz: J. Cramer 1981

(Bibliotheca mycologica 85)

(1-4), 5-485: 54 plates

Good copy. . 8vo. 22,5 cm

Euro 60

[137] JUILLARD-HARTMANN, G.

Iconographie des champignons supérieurs. 1er [-5e] volume. Epinal (Vosges): en vente chez Juillard et fils [vol 2-5: et aux Établissements du Dr. Auzoux à Paris] 1919. 5 vols. 250 col. plates p (i-xii), 4 leaves with abbrev., corr., table): pl 1-50; p (i-xi), pl. 51-100; p (i-ix), pl 101-150; p (i-ix), pl 151-200; p (i-xii), pl 201-250.

Bibliogr.: Volbracht 989; Stafleu 3436 (without suppl. text-leaves); Uellner 840; Krieger p 115. - Scarce. The plates, copied by the author from other works, show 2381 species in colour. A good copy with slight traces of use. Nice half leather. 24 cm

Euro 320

[138] JUNGBLUT, Felix

Les champignons du genre *Russula* Persoon (1797) dans le Grande-Duché de Luxembourg. Histoire bibliographique, caractères principaux, et systèmes de classification des russules. Ex: Arch. Inst. Grd-Ducal Lux. 35, 1972

p (97)-119: 3 col. pl., 8 figs

Inscribed by the author. Paper-cover; 24,4 cm

Euro 15

[139] KAISER, Friedrich (Ed.)

Neue Erkenntnisse in der Pilzkunde. Festschrift zum 75jährigen Jubiläum der Abteilung für Pilz- und Kräuterkunde. Abhandlung 40, Naturhistorische Gesellschaft Nürnberg 1985

p (1-2), 3-84: ill.

Collection of papers by Häffner, Krieglsteiner, Kuthan, Stangl and others. Original wrappers; 23,5 cm

Euro 12

[140] KALAMEES, Koostanud

Seened. Tallinn: Kirjastus 'Valgus' 1966

p (1-4), 5-295, (296-298): 56 col. plates

Estonian mushroom-book. Original pictorial cloth; 22 cm

Euro 15

[141] KALAMEES, Kuulo

Eesti riisikad. Tallinn: Valgus 1986

(1-3), 4-61 (62-64): 32 col. plates, figs

Scarce, on *Lactarius* in Estonia. Interesting aquarells. Original cover. 21 cm

Euro 25

[142] KALLENBACH, Franz & Walther NEUHOFF, Bernhard KNAUTH, Julius SCHÄFFER

Die Pilze Mitteleuropas. Leipzig: Klinkhardt 1926-42. 4 parts

1: KALLENBACH: Die Röhrlinge (Boletaceae). p (1)-158: 55 (40 col.) plates

2a. Walter NEUHOFF: Die Gallertpilze (Tremellineae). p (1)-56: 13 (9 col.) plates

2b. Bernhard KNAUTH and W. NEUHOFF: Die Milchlinge (Lactarii). p (1)-68: 15 (14 col.) plates

3. Julius SCHÄFFER: Die Täublinge (Russulacae). p (1-24): 6 col. plates

Bibliogr.: Volbracht 999; 1050; 1458; 1883; Uellner 852, 1228, 1230, 1554. - First edition and a good copy of this beautifully illustrated work, important for the Boletaceae by Kallenbach and much in demand for Neuhoffs Tremellineae. Franz Kallenbach (1893-1944) was a teacher and mycologist in Darmstadt in Germany, director of the mycological institute of the Deutsche Gesellschaft für Pilzkunde. The work remained unfinished at the end of Second World War. Kallenbach, an ardent supporter of Hitler, died when his home in Darmstadt near Frankfurt was bombed in September 1944.

Walter Neuhoff (1891-1971) lived as a teacher and Mycologist in Rellingen in Northern Germany. He specialised in Auriculariaceae and Tremellaceae and later in the genus *Lactarius*.

Julius Schäffer (1892-1944) was a teacher and mycologist as well, specialised in *Russula*. He refused to teach the racial ideology of the Nazis and retired for health reasons in 1939. He died in October 1944 from poisoning after a supper cooked from *Paxillus involutus*.

Mycological exlibris of Jean Mennerat. Original instalments in two private folders. 33 cm

Euro 450

[143] KALMAR, Zoltan

Jo gombak es felhasznalasuk. Budapest:

Mezőgazdasági kiadó 1960

p (1-2), 3-168: 4 col. plates, 15 figs

With 79 recipes from Hungary. Original paperback with pictorial dustwrapper. 18 cm

Euro 20

[144] KARSTEN, Petter Adolf

Rysslands, Finlands och den skandinaviska halföns hattsvampar. Färra [- sednare] delen. Helsingfors: Finska Litteratur-sällskapets tryckeri 1879-1882. 2 parts.

p (i-vii), viii-xxviii, (1)-571; (i-v), vi-xix, (1)-257 (Bidrag till kännedom af Finlands natur och folg, reprinted from *Finska Vetenscaps-Societeten* 32, 37)

Bibliogr.: Volbracht 1009; Stafleu 3535. - Rare original edition. Interesting copy, from the collection of Nils Fries. Karsten, a leading European taxonomist, describes Hymenomycetes of Russia and Scandinavia. Nice contemporary half-leather, slightly rubbed; 21 cm

Euro 450

[145] KELLER, Jean

Les champignons en 10 leçons. Paris: Hachette 1979

(1-8), 9-254, (255): Ill. by Loeiz Hamon

Pictorial paperback; 20 cm

Euro 14

[146] [KELLER, Karl & Karl und Gretl
KRONBERGER]

Pilzfibel. Wiesbaden. Nassauische Sparkasse ≈ 1968
(1-22): figs

Bibliogr.: Uellner 858. - Extracted from: Das farbige
Pilzbuch. Wiesbaden: Falken-Verlag Erich Sicker (≈ 1968).
Original pictorial papercover; 21 cm Euro 5

[147] KLEIJN, H.

Champignons, formes et couleurs. Traduit et
adapté par Patrick Joly. Troisième édition. Paris:
Horizons de France 1966. 4o

p (1-4), 5-143: 32 col. plates with phot. by G. D.
Swanenburg de Veye

Bibliogr.: Uellner 873 (1961). - Original cloth. Nice copy. 27
cm Euro 5

[148] KLEINE, Tony & Hans W. BLANK

Pilze - schmackhaft zubereitet. Bergisch Gladbach:
Bastei Lübbe 1977

p (1-8), 9-147, (148-152): 8 col. plates

Many different preparations in this mushroom cookery book.
Original decorated paper-back; 18 cm Euro 11

[149] KNOOP, Martin

Pilze. Bestimmen, sammeln, zubereiten.
Niedernhausen: Falken-Verlag 1979

(1-3), 4-256: 230 col. photos

A useful guide with recipes. Original pictorial hardcover; 30
cm Euro 8

[150] KOBLIHOVA, Stanislava

Kucharka houby na vsechny způsoby. 1996
(1-2), 3-116: 4 col. plates

Czech mushroom-cookery-book. Paperback; 18 cm Euro 12

[151] KONGRESS

X. Internationaler Kongress über Wissenschaft
und Kultur von Speisepilzen. Aquitaine - Loiretal -
Paris. Pont de la Maye: INRA Bordeaux 1960
(1-6), 1-100

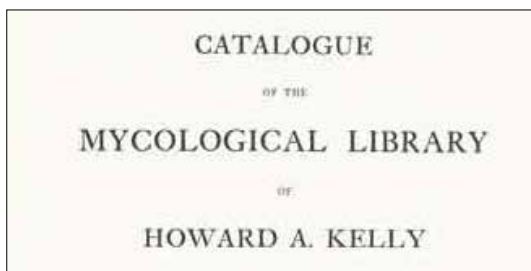
Original wrappers; 29,5 cm Euro 20

[152] KONRAD, Paul & A. MAUBLANC

Révision des Hyménomycètes de France et des pays
limithrophes. Préface de René Maire. (Extrait des
Icones selectae fungorum). Paris: Paul Lechevalier
1924-1937. 4o

p (i-iii), (i-iii), (1)-558, (559, imprint)

Bibliogr.: Volbracht 1066; Uellner 884. - Separately published
text-volume of Icones selectae fungorum. Stamp on fore-title.
Nice paperback; 24,2 x 20,8 Euro 10



[153] KONRAD, Paul & A. MAUBLANC

Icones selectae fungorum. Préface de René Maire.
Tome I [- VI]. Paris: Paul Lechevalier 1924-1937.
6 vols. 4 portraits, 500 col. plates with text; folio
p (i), (i-iii), iv-viii: pl 1-100; p (i-v), vi-xi: pl 101-
199;

p (i, iii), (i)-vi: pl. 200-299; p (I-v), vi-x: pl 300-
399;

p (i-v), vi-x: pl 400-500; p (i, iii), (i-iii, pref.), (i)-
xvi, (1-24), ind. of fasc., (1)-558, (559, impr.)

Bibliogr.: Volbracht 1066; Stafleu 3858 (with an error in the
pagination of vol. 6); Uellner 883. - The original edition in
good condition and original gilt paper-binding, some hinges
weak or cracking. 29 cm Euro 300

[154] KONRAD, Paul & A. MAUBLANC

Les Agaricales. Classification, revision des espèces,
iconographie, comestibilité. Agaricaceae. [Tome
II: Russulacées, Hygrophoracées, Gomphidiacées,
Paxillacées, Boletacées et addenda au tome I]. Paris:
Paul Lechevalier 1948-1952. 2 vols
(i-ii) portrait (1-5), 6-469, (1-3); (1-5), 6-202,
(203).

(Encyclopédie mycologique 14, 20)

Bibliogr.: Volbracht 1067; Uellner 882. - Rarely found
complete with the second part. Nice copy bound in cloth;
25,5 cm Euro 30

[155] KREISEL, Hanns

Grundzüge eines natürlichen Systems der Pilze.
Lehre: J. Cramer 1969

p (1-5), 6-245; 8 plates, 61 figs.

Bibliogr.: Uellner 893. - Original paper-binding; 23 cm
Euro 15

[156] KREISEL, Hanns (Ed.)

Pilzflora der Deutschen Demokratischen Republik.
Basidiomycetes (Gallert-, Hut- und Bauchpilz).

Jena: VEB Gustav Fischer Verlag 1987

p (1-6), 7-281, (1-2, publ. advert.)

Good flora, with the collaboration of mycologists like Dörfelt,
Gröger, Rauschert, Zschieschang. Original cloth with dust-
wrapper; 24 x 16,8 cm Euro 10

[157] KRIEGER, Louis Charles Christopher

Catalogue of the mycological library of Howard A.
Kelly. Baltimore: Privately printed 1924

p (i-v), i-v, (vii-ix), 1-260.

Bibliogr.: Volbracht B 42; Uellner 897. - Rare original
catalogue of one of the greatest private mycological
collections, now part of the Library of the University of
Michigan. It lists more than 7 000 items, including articles
and off-prints from journals. Original half-cloth with gilt title
and mushroom-decoration on spine. 28,5 cm Euro 220

[158] KRIEGER, Louis Charles Christopher

The mushroom handbook. [Second edition.] With
a new preface and appendix on nomenclatural
changes. New York: Dover 1967

p (i-iv), v-vii, (1)-560, (1-15, publ. cat.): 32 col.
plates, 126 figs.

Bibliogr.: Volbracht 1080; Stafleu 3951. - With 37 pp of
bibliography. Original paperback; 20 cm Euro 15



[159] KROMBHOLZ

[159] **KROMBHOLZ, Julius Vinzenz von**
Naturgetreue Abbildungen und Beschreibungen
der essbaren, schädlichen und verdächtigen
Schwämme. Erstes [- zehntes, letztes] Heft.
Prag: In Commission in der J. G. Calve'schen
Buchhandlung, gedruckt bei Carl Wilhelm Medau
in Leitmeritz 1831-1846. 76 hand-coloured lith.
plates; folio

- 1: (i-v), vi-x, (1)-85, (1, -2, err.);
2: (i-iii), iv, (1, corr. - 3), 4-30: 1 Tabelle;
3: (i), (1)-36, (1-2, corr.);
4: (i, iii), (1)-32;
5: (i, iii), (1)-17;
6: (i, iii), (1)-30;
7: (i, iii), (1)-24;
8: (i), (1-3), 4-31, (32, corr.);
9: (i), (1-3), 4-28;
10: (1-3), 4-28, (1, ind.), (1-6, reg., corr.)

Bibliogr.: Volbracht 1083; Stafleu 3960; Uellner 902;
Krieger 122; Nissen 1106. - One of the most beautiful
mycological iconographies ever published. Julius Vinzenz
von Kromholz (1791-1881) was a Czech medical man and
mycologist. He was born in Bohemia, studied in Erfurt and
became then professor for surgery and later 'Professor der
Staatsarzneykunde' at Prague. The last parts of his work
were edited after his death by Johann Baptista Zobel. Good
and decorative copy of this rare work, with bright colouring.
Margins of a few plates slightly soiled. The double-paged
plates mounted on paper-strips, so that they open easily.
Contemporary half-leather; gilt title on spine. 39 cm
This work is reserved until January 22 for the visitors of the
antiquaria book-fair in Ludwigsburg: <https://antiquaria-ludwigsburg.de/>
Euro 6500

[160] **KRONBERGER, Karl & Gretl**
Das farbige Pilzbuch. Neubearbeitung und
Ergänzung. Wiesbaden: Falken-Verlag Erich Sicker
(≈ 1970). p (1-6), 7-132: 49 col. ill.

Bibliogr.: Uellner 858. - Earlier issues were published with
the name of Karl Dietrich Keller as first author, otherwise
this edition is unchanged. Good copy, inscribed on flyleaf.
Original pictorial hardcover. 19 cm Euro 6

[161] **KULT, Karel**

Kosmos-Pilzfibel. Praktischer Leitfaden für den
Pilzsammler. Stuttgart: Kosmos Franckh 1978
p (1)-94: 108 col. photos
(Kosmos-Bibliothek 298)

Original cover, 19,5 cm

Euro 8

[162] **LAGARDE, Joannes Joseph**

Contribution à la connaissance des Discomycètes
charnus. Thèse ... Faculté des sciences de Paris.
Burg: Druckerei A. Hopfer 1906
(1-7), 8-141 (1): 2 plates, 58 figs

Bibliogr.: Not yet in Volbracht. - Scarce thesis. Original
wrappers, covers worn. 8vo (24,3 x 16 cm)

Euro 55

[163] **LAMBINON-ADAM, Clémence &
Jean DAMBLON**

Les champignons. 100 recettes de chez nous et
d'ailleurs. Liège: Société Botanique 1982
p (1)-158: ill. by Jean Damblon

Pictorial paperback; 18 cm

Euro 25

[164] **LARBER, Giovanni**

Sui funghi, saggio generale. Con tavole in rame
ed una descrizione e tavola sinottica de'funghi più
comuni d'Italia. Bassano: dalla tipografia Baseggio
1829.

p (1-9), 10-173; (3-4), 5-328: 21 hand-coloured.
plates, pages 289-318 are folded tables

Bibliogr.: Volbracht 1136; Stafleu 4218; Uellner 942; Stiftung
für Botanik 436; Lazzari p 228. - Very rare, with finely
coloured plates. Giovanni Larber was a physician and botanist
at Bassano northwest of Venezia. This is a beautifully designed
book. The two volumes with four parts bound in one. A good
uncut copy with wide margins. Text with some light spotting,
plates nice and clean. Bound in contemporary quarter leather
28 cm Euro 2400



[164] LARBER

[165] LARGENT, David

How to identify mushrooms (to genus) using only microscopic features. Illustrations by Sharon Hadley. Eureka, Cal.: Mad River Press 1973. Folio p (i-v), 1-46: figs

Original covers, 26 cm

Euro 15

[166] LAUX, Helga & Hans LAUX

Kochbuch für Pilzfrende. Pilzgerichte das Jahr hindurch. Sammeln und Zubereiten. Stuttgart: Franckh Kosmos 1980 p (1-4), 5-158, (1-2, publ. advert.): 184 col. photos

Interesting recipes. Original pictorial hardcover; 19,5 cm

Euro 20

[167] LE GAL, Marcelle

Promenades mycologiques. Guide pratique du chercheur des champignons. Paris: Baillière 1957 (1-5), 6-390: 120 (8 col.) plates, 4 figs

Bibliogr.: Volbracht 1148; Uellner 956. - First edition.

Written as a dialog between the mushroom expert and beginners, good drawings; 22 cm

Euro 15

[168] LEGUÉ, Léon

Catalogue raisonné des basidiomycètes qui croissent autour de Mondoubleau dans les départements de Loir-et-Cher, de la Sarthe & d'Eure-et-Loir. Vendôme: Launay 1908 p (i), (i)-viii, (1), (1)-192

Bibliogr.: Volbracht 1156; Stafleu 4321; Krieger p 126. - Rare. Originally published in Bull. Soc. Arch., Sc. et Litt.

Vendômois. Inscribed on title to the mycologist Ernest Peltreau. Nice binding in half-leather with gilt title on spine. 24,7 x 16 cm.

Euro 35

[169] LELLEY, Jan et al.

Pilzanbau. Stuttgart: Ulmer 1976

p 318: 141 figs, tables

(Handbuch des Erwerbsgärtners 12)

Original cover with dustwrapper; 24 cm

Euro 20

[170] LENZ, Harald Othmar

Die nützlichen und schädlichen Schwämme, nebst einem Anhang über die isländische Flechte.

Zweite, sehr veränderte und durch Beschreibung der auffallendsten übrigen in Deutschland wachsenden Schwämme vermehrte Ausgabe. Gotha: Beckersche Buchhandlung 1840

p (i)-vi, (1)-170: 16 hand-coloured lith. plates by J. C. Ausfeld.

Bibliogr.: Volbracht 1165; Stafleu 4398. - Rare second edition, still with hand-coloured plates and presenting more species. Illustrations from the first edition, partly reduced.

Original cont. hard-cover with label on spine, 17,5 cm

Euro 260

[171] LETELLIER, Jean-Baptiste Louis

Dissertation sur les propriétés alimentaires, médicales et vénéneuses des champignons qui croissent aux environs de Paris, avec une planche lithographiée. Paris: de l'imprimerie de Didot le jeune 1826

(i-iii), iv, (5)-33: 1 lith. plate

Bibliogr.: Volbracht 1167; Pritzel 5246. - Extremely rare dissertation. Letellier published the same year a popular book on fungi and later 'Figures de champignons, servant de supplément aux planches de Bulliard' (1829-1840), with 108 coloured plates. Fine copy, no covers; 25 cm

Euro 800

[172] LEUBA, Fritz

Les champignons comestibles et les espèces vénéneuses avec lesquelles ils pourraient être confondus. Décrits et peints d'après nature. Neuchâtel: Delachaux et Niestlé 1890

p (i-v), vi-xli, (1-3), 4-118, (119, table): 54 (52 chromolith.) plates

Bibliogr.: Volbracht 1172; Stafleu 4457. - Fritz Leuba (1848-1910) was a swiss pharmacist and mycologist at Corcelles near Neuchâtel. Very decorative plates, often with a black background. With the small Ex libris of Jacques et Helène Bon, depicting a savouring gourmet with a morel-head. Fine copy, bound in half-leather, spine neatly restored. 35 cm

Euro 300

[173] LEVAI, Judit

Terítéken a gomba. Budapest: Medicina Könyvkiadó 1995 1-208: col figs

Hungarian mushroom-book with 240 cooking recipes.

Original decorated paperback; 18 cm

Euro 12

[174] LINNEMANN, Germaine

Die Mucorineen-Gattung Mortierella Coemans. Mit 8 Tafeln.

(Pflanzenforschung. Heft 23)

Jena: Verlag von Gustav Fischer 1941

(i-v), (1)-64: 8 plates

Original wrappers; 25,7 cm

Euro 18



[175] LISTER, Arthur

A monograph of the mycetoza, being a descriptive catalogue of the species in the herbarium of the British Museum. London: British Museum 1894 p (i)-v, (1)-224, (1)-18: 78 plates, 51 woodcuts

Bibliogr.: Volbracht 1211; Stafleu 4873; Krieger p 130.
- Lister, a retired wine-merchant, began the study of myxomycetes at the age of 57 and became together with his daughter Gulielma „the world authorities of the myxomycetes“ (Ainsworth, p. 234). This is the first edition, written by the father. Original cloth. 23 cm Euro 160

[176] LITTEN, Walter

The most poisonous Mushrooms. Ex Scientific american 232: 3, 1975 (i). 90-102: col. figs

Wrappers; 30 cm Euro 5

[177] LOCQUIN, Marcel V.

Petite flore des champignons de France. Vol. 1: Agarics, Bolets, Clavaires. Paris: (L'auteur) 1956 p (1)-377, (1-4): 28 plates. Atlas with 14 plates

Bibliogr.: Volbracht 1220; Uellner 1015. - With the atlas-supplement with 14 plates. Original paper-cover, 21 cm Euro 15

[178] LOCQUIN, Marcel V.

Flore mycologique/ Mycological Flora. Vol III-IV. Cortinariales - A. Cortinaires visqueux/ viscid Cortinari. Hebelomataceae, Cortinariaceae, Myxacioideae. Paris: J.-F. Guyot 1977. 4o 2 vols. p (3)-160; (1)-156: 150 (75 col.) plates

Only part published. Original green cloth, new copy, 25,5 cm Euro 60

[179] LOCQUIN, Marcel V.

Mycologie du goût. 200 menus et recettes à base des champignons. Paris: J.-F. Guyot 1977 p (1-4), 5-97 (98)

Mushroom cookery-book, by a mycologist also interested in gastronomy. Original decorated cover; 24 cm Euro 15

[180] LÖNNEGREN, A. V.

Praktisk champinjonodling jämte handledning för odling av några andra ätliga svampar. Stockholm P. A. Norstedt & Söners förlag. 1915 (i-iv), 1-76: figs

On champignon-culture. Original wrappers, cover slightly worn. 19 cm Euro 10

[181] LOHMEYER, T. R. & U. KÜNKELE

Pilze. Bath: Parragon 2008 1-256: col. figs

600 species, nicely photographed and described by competent experts. Original decorated hardcover; 30 cm Euro 15

[182] LORINSER, Friedrich Wilhelm

Die wichtigsten essbaren, verdächtigen und giftigen Schwämme mit naturgetreuen Abbildungen derselben auf 12 Tafeln im Farbendruck. Zweite Auflage. Wien: Eduard Hölzel 1881 (i-iii), iv-viii (ix), (1)-88: 10 foldes col.plates

Bibliogr.: Volbracht 1240; Stafleu 5007. - Text and plates bound in one volume. Old exlibris on fly-leaf. Plates and title with slight spotting as usual. First pages loosened, Back of binding repaired. 24 cm Euro 50

[183] LÜTJEHARMS, Wilhelm Jan

Zur Geschichte der Mykologie. Das XVIII. Jahrhundert. Gouda: Koch & Knuttel 1936 p (i)-xvi, (1)-262, (1, expl. pl.): 2 plates

Bibliogr.: Volbracht B 52; Stafleu 5088; Uellner 1053. - Important study on the history of mycology in the 18th century. Original paperback, 23 cm Euro 60

[184] MÄGDEFRAU, Karl

Geschichte der Botanik. Leben und Leistung großer Forscher. Stuttgart: Gustav Fischer 1973. p (i-vii), (1)-314, (1-2, publ. advert.): 132 figs

Fine copy. Original cloth and dust-wrappers; 24 cm Euro 40

[185] MAGNUS, Paul Wilhelm

Essbare Pilze in Chile. Aus den Verhandlungen der Berliner anthropologischen Gesellschaft. Sitzung vom 15. Juli 1893 (313)-316

No cover; 24 cm Euro 12

[186] MAIER, U.

Umgang mit Pilzen. Landesausschuß für gesundheitliche Volksbildung Baden-Württemberg, Aktion Pilzberatung in Baden-Württemberg. Stuttgart ≈ 1980 p 1-16: col. ill.

Originally published by Paul List for the Hessische Arbeitsgemeinschaft für Gesundheitserziehung. Original covers; 17 cm Euro 5

[187] MAILLAT, Jean

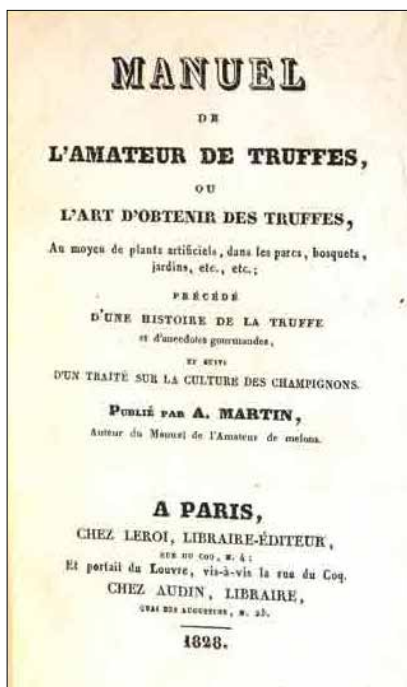
Champignons autour de Toulouse. Toulouse: Cepadues-Editions 1985 p (1-8), 9-95, (96, impr.): figs

Paperback; 20 cm Euro 11

[188] MANZ, Walter

Untersuchungen über die Kultur und den Lebenszyklus von Leucoagaricus naucinus (Fr.) Sing. und Macrolepiota procera (Scop. ex Fr.) Sing. Inaugural-Dissertation... Universität Zürich 1971 S (1-2), 3-9: 36 figs

Bibliogr.: Uellner 1075. - Original wrappers; 22 cm Euro 25



[189] MAO XIAO LAN

Economic fungi of China. Beijing 1998
p (i-xv), 1-762: figs and 16 col. plates

In Chinese language. 1341 species, belonging to 284 genera. Among of them, 876 species are edible, 451 species are medical fungi, 302 species are used as testing for anti-cancer. Each species with a fine black & white drawing. Fungi names in Latin added. Original cloth with dust-wrappers; 28 cm
Euro 80

[190] MARLAND, A.


Eeste NSV tähtsamad söögi- ja mürkseened. Tallin: Eesti riiklik kirjastus 1956
(1-2), 3-48: 6 col. plates

Small guide from Estonia. Traces of use; 20 cm
Euro 15

[191] MARSHALL, Nina Lovering

The mushroom book. A popular guide to the identification and study of our commoner fungi, with special emphasis on the edible varieties. New York: Doubleday & Page 1901
p (i-iv), vxxvi, 1-167: 48 (24 col.) photogr. plates by J. A. & H. C. Anderson, figs

Bibliogr.: Volbracht 1298; Stafleu 5458; Krieger p 143; Bitting, Gastronomic bibliography p 311. - This book was one of the first with coloured photographs taken from nature. This is the second printing 1903. First pages loosened. Nice half-leather with gilt title, 26 cm.
Euro 40



[192] MARTIN, Alexandre

Manuel de l'amateur de truffes ou l'art d'obtenir des truffes, au moyen de plants artificiels, dans les parcs, bosquets, jardins, etc., etc.; précédé d'une histoire de la truffe, et d'anecdotes gourmandes, et suivi d'un traité sur la culture des champignons. Publié par A. Martin, auteur du manuel de l'amateur des melons. Paris: chez Leroi & chez Audin 1828

p (i, iii), (i)-xii, (1)-143: hand-coloured lith. frontispiece by Henry Monnier

Bibliogr.: Volbracht 1302; Vicaire 570 (second edition); Bitting 312 (first edition 1828). - Extremely rare work on truffles in the first edition - the second French book on black truffles after Pennier de Longchamps. With the charming coloured frontispiece. The book includes a few 'conseils gourmands'. Other fungi than truffles are treated in the second part. Nice contemporary half-leather with gilt title, upper spine slightly worn, corners rubbed. 14,5 cm Euro 900

[193] MARTIN, George Willard & Constantine John ALEXOPOULOS

The Myxomycetes. Illustrations by Ruth McVaugh Allen. Iowa City: University of Iowa press 1969.
large 8vo

p (i-vi), vii-ix, 1-560, (561): 41 col. plates

Very good, fresh copy. Old owner stamp on title. Original half-cloth; 26,5 x 17,8 cm
Euro 75

[194] MARTIN, George Willard & Constantine John ALEXOPOULOS

Les Myxomycetes. Traduction des clés. Collaboration de M. Bourlier et al. 1991
(i-cx), 1-98

Very useful translation. Hectographed typescript. Wrappers, 31 cm
Euro 15

[195] MASSEE, George Edward

British fungus flora. Vol I [-IV]. London & New York: George Bell 1892-1895. p (i-v), vi-xii, 432: 12 figs; (i-v), vi-vii, (1)-460: 4 figs; (i-vii), viii, (1)-522: 16 figs; (i-v), vi-viii, (1)-512: 6 figs

Bibliogr.: Volbracht 1321; Stafleu 5657; Uellner 1086; Krieger 144. - Important flora. Nice copy with a few slight spotting. Original decorated cloth. 20 cm
Euro 90

[196] MATTIROLO, Oreste

Gli ipogei di Sardegna e di Sicilia. Materiali per servire alla monografia degli ipogei italiani. Genova: Tipografia di Angelo Ciminago 1900
p (1)-74: 1 chromolith. plate
(Reprinted from Malpighia 14)

Bibliogr.: Volbracht 1335; Stafleu 5697. - Rare paper by the Italian truffles-specialist, describing the new species Terfezia fanfani and creating the genus Martellia with M. mistiformis. Good copy in private paper.cover. 24 cm
Euro 145

[197] MAYR, Ine

Ein Korb voll Pilze. Erkennen, sammeln, zubereiten. Mit Illustrationen von Ilse Berger. Wien: Kremayr & Scheriau 1982. p (1-4), 5-143; 34 col. plates

With many recipes. Original pictorial hardcover; 19 x 16 cm
Euro 23



[198] **McILVAINE, Ch. & R. K. MACADAM**

One thousand american fungi. Toadstools, mushrooms, fungi: How to select and cook the edible; how to distinguish and avoid the poisonous. With a new essay on nomenclatural changes by Robert L. Shaffer. [Indianapolis 1912.] New York: Dover publications 1973

p (i), (i-iv), v-lxii, (1), 1-729: 31 col. plates, figs

Bibliogr.: cf. Stafleu 5178. - Reprint of the 3rd edition, with nomenclatural changes, added in 1973. Original pictorial paper-cover; 23 cm Euro 15

[199] **MEUSERS, Sibille & Manfred**

Die Gattung *Pluteus*. Literaturanalyse. O. O.

Selbstverlag 1984. 4o

p (i), 1-15, (1-275) figs

A privately printed and copied typewriting-manuscript, with many figures, bound in private paperback. 28,4 x 1,8 cm Euro 45

[200] **MICHAEL, Edmund & Bruno**

HENNIG, Hanns KREISEL

Handbuch für Pilzfreunde in vier [sechs] Bänden mit Abbildungen von etwa 1000 Pilzarten. Jena: VEB Gustav Fischer & 1968-1975

1: p (1-4), 5-408: 128 pl., 14 figs;

2: p (1-4), 5-448: 125 pl., 25 figs;

3: p (1-4), 5-484: 147 pl., 30 figs;

4: p (1-4), 5-488: 148 pl., 28 figs;

5: p (1-4), 5-408: 131 pl., 31 figs;

6: p (1-4), 5-310: 1 pl., 33 figs.

Bibliogr.: Uellner 1128. - Nice copy. Original cloth, with dustwrappers; 22 cm Euro 110

[201] **MICHAEL, E. & Roman SCHULZ**

Führer für Pilzfreunde. Begründet von Edmund Michael. Systematisch geordnet und gänzlich neu bearbeitet von Roman Schulz. Volksausgabe mit 44 Abbildungen der wichtigsten essbaren und giftigen Pilze in natürlichen Farben und Größen. 151-160. Tausend. Leipzig: Quelle & Meyer 1927

p (1-3), 4-25: 36 col. plates with text.

Bibliogr.: Volbracht 1365; Uellner 1124. - Original cover; 21 cm Euro 18

[202] **MILLER, Julian Howell**

A monograph of the world species of *Hypoxylon*.

Athens: University of Georgia press 1961

(i-iv), v-xii, 1-158: 75 plates

Bibliogr.: Uellner 1140. - Very rare. Original cloth; 23,5 cm Euro 120

[203] **MONTAGNE, Camille**

Sylloge generum specierumque cryptogamarum quas in variis operibus descriptas iconibusque illustratas, nunc ad diagnosim reductas, nonnullasque novas interjectas, ordine systematico disposit. Parisii: sumptibus J.-B. Baillièrè 1856 p (i-vii), viii-xxiv, 1-498

Bibliogr.: Stafleu 6258; Krieger p 151; Brenna 592. - Very rare, of great taxonomical value. With stamp of J. Feldman. Contemporary half-leather with gilt title. 24 cm Euro 450

[204] **MOREAU, Claude**

Larousse des champignons. Paris: Librairie

Larousse 1978

p (1-8), 9-327, (328): mostly col. figs

Nice copy of this encyclopedia of fungi in original decorated cloth; 25 cm Euro 17

[205] **MORI, Kisaku**

Mushrooms as health foods. Tokyo: Japan

Publications 1974

p (1-5), 6-88: figs

Bibliogr.: Uellner 1168. - A book on the Shiitake mushroom and its medical use. With recipes. Original cover; 22 cm Euro 15

[206] **MOSER, Meinhard**

Cortinarien-Studien. I. *Phlegmacium*.

Separatabdruck aus *Sydowia, Annales mycologici*

Ser II. Vol 5 (3-6), 1951 und 6 (1-3), 1952

p 487-544, 17-161.

Rare. Original wrappers; 24,5 x 17 Euro 60

[207] **MOYNIER, MM**

De la truffe, traité complet de ce tubercule, contenant sa description et son histoire naturelle la plus détaillée, son exploitation commerciale et sa position dans l'art culinaire; suivi d'une quatrième partie contenant les meilleurs moyens d'employer les truffes en apprêts culinaires; les meilleures méthodes d'en faire des conserves certaines; les indications, recettes et moyens les plus positifs et les plus compliqués sur tout ce qui concerne cette substance. Paris: Barbra 1836

p (1-5), 6-404.

Bibliogr.: Volbracht 1416; Uellner 1195; Vicaire 612; Bitting 334; Drexel 551; Simon 1074; Oberlé 722 (this copy). - A classic work on truffles, the most exhaustive study of its time and very rare. 'MM' means two 'Messieurs', as confirms Tulasne, but there are no more details about the authors. Only the first 34 pages were opened, the rest uncut. Paper slightly spotted. Copy in original blue paper-binding with printed cover. Binding partly broken and worn, part of back cover repaired. Upper corner of last page of index torn off and repaired, with a minimal loss of text. 23 cm Euro 1100

[208] **MUECK (ANONYMUS)**

Die am häufigsten vorkommenden giftigen Pilze.

Wien: Szelinski & Comp [≈ 1910]. small 8vo

p (i, cover): leporello-chart with 96 col. figs

Bibliogr.: Volbracht 1629. - Original wrappers; back repaired. The chart 204 x 14 cm Euro 35

[209] NÄSLUND, G.K. & A. RÄDER

Mein erstes Pilzbuch. Stuttgart: Franck-Komos 1995

(1-7), 8-54: col. illustrations

A nicely designed book for children, translated from the original Swedish edition. Original decorated hardcover; 25 cm
Euro 15

[210] NANDOR, Laszlo

Mérge gombák - Gombamérgezések. Budapest: Medicina 1981

(1-4), 5-190: figs and 46 col. plates

Hungarian book on mushroom poisoning. The colored plates with drawings and spore-photos. Original pictorial hardcover; 20 cm
Euro 25

[211] NEES von ESENBECK, Christian
Gottfried

Das System der Pilze und Schwämme. Ein Versuch. Mit 46 nach der Natur ausgemalten Kupfertafeln, und einigen Tabellen. Würzburg: in der Stahelschen Buchhandlung 1817

p (i-xi), xii-xxxviii (false xxxvi), (i), (1)-329, (330-331, err.); (i), (1)-86, (87), 231-234 (! Register): 2 folded diagrams, 1 etched title by Iac. Sturm, 46 hand-coloured plates (1-44 with 29 a, b, 36 a, b)

Bibliogr.: Volbracht 1449; Stafleu 6675; Junk Rara p 43; Uellner 1226; Pfister p 91; Nissen 1438; Krieger p 160.
- Very rare. Christian Gottfried Nees von Esenbeck (1776-1858) was a natural philosopher, physician, botanist and political radical. He taught and researched as a professor of botany in Erlangen, Bonn and Breslau and served as president of the famous Academy Leopoldina from 1818-1858. He was introduced to mycology by Batsch. In this work, he gives an overview of almost all the fungal genera known at his time. He introduces the term 'ascus' (page 164) for fungi, instead of the 'theca' used by Hedwig for mosses and fungi. However, Nees and the other leading mycologists continued to believe



that the spores of the agarici were also born in asci and that some fungi arose through spontaneous generation.

This is the second issue of the first edition (1816), published in 1817 with a supplementary text ('Ueberblick des Systems der Pilze und Schwämme zur Erklärung der Kupfertafeln'). This had been added after critical remarks in the journal Isis. Nice and clean copy with only few spotting of the text and very fine colouring of plates. The bookseller Wilhelm Junk praised the work a hundred years ago: 'Die Tafeln sind von Sturm meisterhaft gestochen und auf das sorgfältigste coloriert .. Wenn man von dem auf die französische Flora sich beschränkenden kostbaren Werke von Bulliard absieht, ist diese schöne Publikation neben den Werken des Zeitgenossen Ch. H. Persoon .. die erste vollständige Systematik der Pilze. Sie ist auch eine der zeitlich ersten botanischen Publicationen in deutscher Sprache, die rein wissenschaftlichen Wert bewahrt hat .. Das Buch ist seit längerer Zeit ganz vergriffen' (Junk, Rara). Small stamp 'Dr. Wendt' on title. Bound in contemporary boards, new spine in leather with gilt label. 26 cm
Euro 5200

[212] NEES von ESENBECK, Theodor
Friedrich Ludwig

Boleti fomentarii Pers. varietas singularis; e fodinis Lithanthracum Leodinensibus. Descripsit et pingu curavit. [Bonnae:] Nova acta acad. Leopold. nat. curios. 10, 1821

(i), (237)-238: 1 hand-coloured plate by W. Engel

Bibliogr.: Volbracht 1453; Lindau & Sydow 18.840. - Rare. Private paper-cover, 24 cm
Euro 90

[213] NEES von ESENBECK, Theodor
Friedrich Ludwig & Aimé Constant
Fidele HENRY & Carl Adolph Emo
Theodor BAIL

Das System der Pilze. Durch Beschreibungen und Abbildungen erläutert von Th. Friedr. Ludw. Nees von Esenbeck und A. Henry. Erste Abtheilung mit einer schwarzen und 11 colorirten Tafeln. [- Zweite Abtheilung, bearbeitet von Th. Bail. Nebst 26 Tafeln mit 160 zum grössten Theil colorirten Gattungsbildern]. Bonn: Verlag des lithographischen Instituts der Rheinischen Friedrich-Wilhelms-Universität und der Leopoldinisch-Carolinischen Academie der Naturforscher von Henry und Cohen 1837-1857 p (i-vi, i-v), vi, (1)-74; (i-iii), iv, (1)-110, (111, Nachtrag für den Anfänger): 38 (33 hand-coloured) lith plates.

Bibliogr.: Volbracht 1452; Stafleu 6703; Krieger p 160; Nissen 1444; Uellner 1227 (part 1 only). - Complete copy of this work - the very rare second part was published 20 years after the first. Th. F. L. Nees von Esenbeck (1787-1837) was a younger brother of the botanist and mycologist Christian Gottfried Daniel Nees von Esenbeck (1776-1858), to whom the first volume is dedicated 'in Liebe und Verehrung'. The book with finely printed and handcoloured plates was intended as an introduction to mycology for beginners and as a comprehensive overview for experts. Many of the illustrations are copied from other mycological works, compiled by the botanist Klotzsch. Bail completed the text some years after the death of Th. F. L. Nees. A good copy, with few annotations. Bound in modern boards with title on spine, lower and upper margins uncut. 24,5 cm
Euro 1200

[214] NEUHAUS, Ulrich & Käthe

Pilze. Die häufigsten Speise- und Giftpilze.

Iserlohn: J. Holzwarth 1947

p (1)-77: coloured illustrations

Bibliogr.: Volbracht 1457. - Not in Uellner. - Original dec. boards, binding repaired with scotch tape. 21 cm

Euro 10

[215] NUSS, Ingo

Zur Ökologie der Porlinge. Untersuchungen über die Sporulation einiger Porlinge und die an ihnen gefundenen Käferarten. [Dissertation der Freien Universität Berlin]. Vaduz: J. Cramer 1975

p (1-4), 5-258: 62 figs, 36 diagrams

(Bibliotheca mycologica 45)

Bibliogr.: Uellner 1989. - Good copy. Paperback; 22,5 cm

Euro 25

[216] NYLEN, Bo

Svampar i skog och mark. Stockholm: Almquist & Wiksell 1980

(1-4), 5-327: col. photographs

Nice photos. Original decorated hardcover; 18 cm Euro 15

[217] OESTERREICHISCHE
ZEITSCHRIFT/DEUTSCHE
BLÄTTER FÜR PILZKUNDE

Österreichische Zeitschrift für Pilzkunde. II

Jahrgang Folge 4, 1938

p (49)-64: figs

Deutsche Blätter für Pilzkunde. 1. Jahrgang 1939

Heft 1-3. (1)-48

2. Jahrgang 1940. (41)-50

6. Jahrgang 1944, 1-4; (1)-40

Bibliogr.: Volbracht 1499. - Very rare part of these journals, offering a glimpse into dark times. The editors celebrate Austria's annexation to Hitler-Germany as 'great historically significant days' - 'Oesterreich ist in das deutsche Vaterland heimgekehrt.' In 1939, the Austrian Mycological Society was dissolved and incorporated into the German Mycological Society and the journal was renamed. Only 'Aryans' were allowed to remain members. Heinrich Lohwag became President of the Society. Content with mycological contributions and calls for mushroom picking as a contribution to feeding the population during the war. Lohwag reports on honey fungus (Armillaria) finds to supply soldiers on the eastern Front. - Original wrappers; 23 cm

Euro 40

[218] OPIZ, Philipp Maximilian

Deutschlands cryptogamische Gewächse nach ihren natürlichen Standorten geordnet. Ein Anhang zur Flora Deutschlands von Joh. Christ. Röhring. Prag: Gedruckt in der Scholl'schen Buchdruckerey 1816 p (1-3), 4-166.

Bibliogr.: Volbracht 1506; Stafleu 7090 (saw only a copy from 1817); Uellner 1296; Pfister p 95 (ed. 1817). - Very rare first issue (1817 reprinted with same pagination by J. A. Barth in Leipzig). The book contains an alphabetical list of higher plants and other substrates with the fungi and other cryptogams associated to them. The substrates include walls, roofs, faeces, dams, rocks, flower pots, soil, sawdust, mill wheels or even ox horns. Nice copy in contemporary binding with gilt label on spine. 17 cm

Euro 320

[219] OUDEMANS, Cornelius Anton Jan
Abraham

Catalogue raisonné des champignons des Pays-Bas. Amsterdam: Johannes Müller 1905

p (1-3), 4-558, (559, err)

(Verh. Kon. Akad. Wetensch. sect 2,11)

Bibliogr.: Volbracht 1521; Stafleu 7166. - Nice cloth with gilt title. 4o. 26,5 cm Euro 50

[220] PABST, Gustav & Otto MÜLLER

Cryptogamen-Flora enthaltend die Abbildung und Beschreibung der vorzüglichsten Cryptogamen Deutschlands und der angrenzenden Länder.

Gera: C. B. Grisebach 1875-1877. Folio

I. Flechten: p (i, iii), (i-iii), iv-xxviii: 12 plates

II. Pilze: p (i, iii), (1)-98: 25 chromolith. plates

III. Lebermoose: p (i, iii, v), (1)-36: 8 chromolith. plates

Bibliogr.: Volbracht 1530; Stafleu 7175; Uellner 1305; Nissen 1427; Krieger p 165. - Complete first Edition. 'The plates are so accurat that they ressemble to copper-engravings' (Junk, Rara). A good copy, with a few spotting in the text, plates fine. . Bound in original cloth with gilt title on frontcover. Spine restaured. 34,5 cm Euro 310

[221] PACIONI, Giovanni

I funghi nostrani e dell'area mediterranea. Roma:

Newton Compton 1980

p (1-7), 8-192: 120 col. figs.

(Manuali moderni 8)

Good copy of a work on fungi of Italian and other parts of the Mediterranean coast. Original pictorial paperback; 21,5 cm

Euro 18

[222] PAHLOW, Manfred & S.
EICHINGER

Pilze und Beeren. Interessantes für

Fortgeschrittene, Sicherheit für Anfänger. 2.

Auflage. München: J. F. Lehmanns 1975

p (1)-111: num. col. photos by S. Eichinger.

Bibliogr.: Uellner 1307. - Original decorated cover, 20 cm

Euro 8

[223] PARKINSON, D. & J. S. WAID

The ecology of soil fungi. An international symposium. Liverpool: University Press 1960

p (i-v), vi-xi, (1-3), 4-324: figs

Good copy. Old owner stamp on flyleaf. Original cloth; 24 cm

Euro 25





[224] **PATOUILLARD, Narcisse Théophile**
Tabulae analyticae fungorum. Descriptions & analyses microscopiques des champignons nouveaux, rares ou critiques. Poligny: [Chez l'auteur] & Paris: Klincksieck 1883-1886
 p (1)-232, (1)-75: 224 hand-coloured plates with 700 species figured

Bibliogr.: Volbracht 1544; Stafleu 7440; Junk Rara p. 181.
 - A rare work, extremely rare with coloured plates. Narcisse Théophile Patouillard (1854-1926) was a very active French mycologist. From 1901 on he worked as an assistant at the Laboratoire de Cryptogamie of the Museum national d'histoire naturelle in Paris. This collection of coloured fungi-figures with text is not listed in Uellner or Krieger/Kelly. The first instalment was published by the author, the following six by Klincksieck in Paris. Only 7 of 10 initially planned parts have been published. A fine copy, only a few spots on first text-pages. Old full cloth with gilt title on spine, original covers of instalments bound in at end. 24,5 cm Euro 1600

[225] **PATTERSON, F. & V. K. CHARLES**
Mushrooms and other common fungi. Washington: Government printing office 1915
 p (1)-64: 38 plates
 (United States Dep. of Agriculture. Bulletin 175)

Bibliogr.: Volbracht 1552; Stafleu 7500; Krieger p 170. - Original paper-cover; 23 cm Euro 15

[226] **PENZIG, Otto**
Die Myxomyceten der Flora von Buitenzorg. Leiden: Buchhandlung und Druckerei vormals E. J. Brill. 1898
 p (2-5), 6-83
 (Flore de Buitenzorg 2)

Bibliogr.: Volbracht 1573. - Scarce mycological part of this flora from Java. Original covers. Unopened copy. 26,5 cm Euro 40

[227] **PENZIG, Otto**
Ueber javanische Phalloideen. Annales du Jardin Botanique de Buitenzorg 1899
 133-173: 10 plates (16-25)

Bibliogr.: Lindau & Sydow 20420. - Very rare, describing new species like *Colus javanicus* or *Mutinus fleischeri*. Private half-cloth 25 cm Euro 80

[228] **PERRIER-ROBERT, Annie**
Cuisiner les champignons. Ingersheim-Colmar SAEP 1996
 (1-2), 3-95: photos

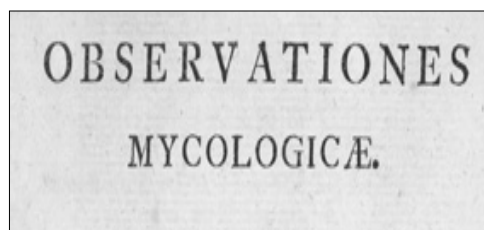
Good recepies from France. Original pictorial paperback; 18 cm Euro 12

[229] **PERSOON, Christiaan Hendrik**
Synopsis methodica fungorum. Sistens enumerationem omnium hucusque detectarum specierum, cum brevibus descriptionibus nec non synonymis et observationibus selectis. AND: Index botanicus sistens omnes fungorum species in D. C. H. Persoonii synopsi methodica fungorum enumeratas. Gottingae: Apud Henricum Dieterich 1801-1808
 p (i)-xxx, (1)-240, (i-ii, title of pars secunda), (241)-706, (1-2, index generum): 5 plates; p (i), (1-34, index).

Bibliogr.: Volbracht 1584; Stafleu 7730; Junk, Rara p 141; Krieger p 174 (without index); Pfister p 101, p 84 (Lühnemann). - One of the starting points of mycological taxonomy, in the scarce original printing. The copy includes the rare index by Lünemann. First pages browned in margins, a few spotting here and there. Nice contemporary leather, back gilt, slightly rubbed. 17x 12 cm Euro 900

[230] **PERSOON, Christiaan Hendrik**
Commentatio de fungis claviformibus sistens specierum hus usque notarum descriptiones cum differentiis specificis, nec non auctorum synonymis. Accedunt tab iv, colore fucatae. Lipsiae: apud Petrum Philippum Wolf 1797. p (i-vi), (1)-124, (125, corr.): 4 folded hand-coloured plates
Bound with: Observationes mycologicae. Seu descriptiones tam novorum, quam notabilium fungorum exhibitae. Pars prima cum tabulis VI aeneis pictis
 Lipsiae: Apud Petrum Philippum Wolf 1796 (i, iii), (1)-115, (116): 6 folded handcoloured plates. (Nr. 1-6)

Bibliogr.: Stafleu 7727; Krieger p 256; Junk, Rara p 171; Pfister p 101. - Extremely rare commentary by Persoon on the Clavariaceae in Holmskjolds 'Beata ruris otia fungis danicis', with 4 very nice coloured plates. Bound with the first part of Persoon's *Observationes mycologicae*. Very nice and crisp copy in old half-leather with gilt title on spine. 19,4 cm Euro 1200



[231] **PERSOON, Christiaan Hendrik**

Traité sur les champignons comestibles, contenant l'indication des espèces nuisibles; précédé d'une introduction à l'histoire des champignons. Avec quatre planches coloriées. Paris: chez Belin-Leprieur 1819

p (1-5), 6-276, (277-278, err.): 4 engraved and folded hand-coloured plates

Bibliogr.: Volbracht 1587; Stafleu 7734; Junk, Rara p 171; Uellner 1334; Pfister p 102. - The only work by the 'Prince of Mycology' on edible fungi. Persoon presents his book as the first French mycological book with concise information about edible fungi and dangerous species. He even adds many recipes for cooking various species. Uncut copy, (fore-title repaired) in old paper cover, as delivered by the printer. 21,5 cm Euro 650

[232] **PERSOON, Christiaan Hendrik**

Mycologia europaea seu completa omnium fungorum in variis europaeae regionibus detectorum enumeratio, methodo naturali disposita; descriptione succinta, synonymia selecta et observationibus criticis additis. Elaborata a C. H. Persoon. Sectio prima [- tertia. Particula prima]. Cum tabulis XII [XXX] coloratis. Erlangae: impensibus Ioanni Iacobo Palmii [in libraria Palmii] 1822-1828. 3 vols. 30 hand-coloured plates engraved by Iac. Sturm, drawn by Poiteau (Sect. 2) and P. Dumenil (3)

p (i), (1)-356, (1-2, admonitio), pl. 1-12;
p (i), (1)-214, (1, corrigenda): pl. 13-22;
p (ii), (i), (1)-282: pl. 23-30

Bibliogr.: Volbracht 1588; Stafleu 7736; Uellner 1331; Nissen 1513; Junk, Rara p 171. - Rare coloured copy of this very important work. Part 3 has a second title: *Monographia agaricorum, comprehensens enumerationem omnium specierum huc usque cognitarum*. Colouring of plates very fine and bright. Good condition. Vol 3 with small wormholes at the beginning, not affecting the text. Binding of vol 1 loosened, a very small worm-hole on inner margin of title. Original editors boards, rubbed as always. 22,5 cm.

Euro 1400

[233] **PERSOON, Christiaan Hendrik & J. H. DIERBACH**

Abhandlung über die eßbaren Schwämme. Mit Angabe der schädlichen Arten und einer Einleitung in die Geschichte der Schwämme. Aus dem Französischen übersetzt und mit einigen Anmerkungen begleitet von J. H. Dierbach. Mit vier Kupfertafeln. Heidelberg: Neue Akademische Buchhandlung von Karl Groos 1822 (i-iii), iv-xii, (1)-180: 4 folded plates.

Bibliogr.: Volbracht 1587 a; Uellner 1329; Krieger; Pfister p 102. Very rare German edition of Persoon's *Traité sur les champignons comestibles* (1818), annotated by Johann Heinrich Dierbach, a Professor of Botany in Heidelberg. With an old owner-mark on title and discrete old stamps of the former Library of the Pharmazeutisches Institut der Königl. Universität Marburg. Names of fungi added in old handwriting on lower margin of plates. Nice and clean, bound in contemporary hardcover with gilt label on spine, rubbed. 18,8 cm

This work is reserved until January 22 for the visitors of the antiquaria book-fair in Ludwigsburg: <https://antiquaria-ludwigsburg.de/> Euro 1200



[232] **PERSOON**

[234] **PERSSON, OVE**

Vara ätliga svampar. Färgfotografier och text. Grandskat av Hugo Stelin. Stockholm: Generakstabens litografiska Anstalts Förlag 1932 p (1-2), 3-80: coloured photos

Bibliogr.: Volbracht 1590. - A rare popular book from Sweden. Small old owner label and signature on flyleaf. Nice original cover with worn dust-wrappers; 21 cm Euro 25

[235] **PERSSON, Olle**

Kantareller. Varnamo: Wahlström & Widstrand 1994 (1-6), 7-117: co. figs

On cantharelloid fungi. Very nicely illustrated by Bo Mossberg. Original pictorial hardcover; 24,5 cm, Euro 25

[236] **PETERSEN, Ronald H.**

.B. & C.: The Mycological Association of M. J. Berkeley and M. A. Curtis. Vaduz: J. Cramer/A. R. Gartner 1980 p (1)-120: 4 ill (Bibliotheca mycologica 72)

Bibliogr.: Volbracht B 71. - Original paperback; 22,5 x 14,2 cm Euro 30

[237] **PHILLIPS, Roger**

Pilze - sehen und erkennen. Unter Mitarbeit von Jacqui Hurst. Aus dem Englischen von Angelika Bardeleben. Fachredaktion: Martin Thum. München: Droemersch Verlagsgesellschaft Th. Nachf. Knauer 1990 (1-2), 3-157, (158-160): col. figs

Paperback; 19 cm

Euro 15

- [238] **PIERSANTI, Antonello**
Funghi mangerecci. La Spezia: Fratelli Melita 1990
 (1)-143: col. photos
 (Gli Zaffiri)
 Pictorial paperback; 20 cm Euro 12
- [239] **PILAT, Albert**
Übersicht der europäischen Auriculariales und Tremellales unter besonderer Berücksichtigung der tschechoslowakischen Arten. Praha: Acta musei nat. praeae 13 b: 4, 1957
 p 115-210: 25 plates (14-39), 12 figs
 Bibliogr.: Volbracht 1620; Uellner 1369. - Scarce, in German. Original wrappers, back cover missing. 24,5 cm Euro 45
- [240] **PILAT, Albert**
Atlas hub. Namaloval Otto Usak. Praha: Statni pedagogicke nakladatelstvi 1964
 p (1-2), 3-72: 94 plates with text
 The nice plates by Usak in a fine copy. Text and plates in the original cloth-folder, slightly soiled. 25 cm.
 Euro 45
- [241] **PILAT, Albert**
Pilz-Taschenatlas. 8. Auflage. Hanau: Dausien 1974
 p (1)-117, (118): 80 col. plates by Otto Usak
 Bibliogr.: Uellner 1366 (4th ed.). - Illustrated cloth. 17 cm Euro 5
- [242] **PILAT, Albert & Aurel DERMEK**
Hribovitě huby. Československé hřibovitě a sliziakovitě huby. (Boletaceae - Gomphidiaceae). Bratislava: Veda vydavatelstov slovenskej akademie vied 1974
 p (1-10), 11-207: frontispiz, 103 col. plates, 58 figs.
 Bibliogr.: Uellner 1359. - Original edition of this beautifully illustrated work, famous for Dermeks plates on Boletales. Original cover with dust-wrappers. 30 cm. Euro 120
- [243] **PILZ-QUARTETT (ANONYM)**
Pilz-Quartett. Eine Zusammenstellung unserer wichtigsten essbaren und giftigen Pilze. Lehrreiches und nützliches Unterhaltungsspiel. Ludwigsburg: Verlag von U. & M. Hausser ca 1930
 48 coloured playing-cards and 4 pp instruction
 Nice game with fungi in natural environment. Original decorated box, (rubbed). Cards 20,5 x 6,5 cm Euro 90
- [244] **PILZBREVIER (ANONYMUS)**
Pilzbrevier. Die wichtigsten eßbaren und giftigen Pilze. Köln: Buch und Zeit 1963
 p (1)-39, (40): col. ill.)
 First edition. Not in Uellner. - Pictorial paperback; 16 cm Euro 5
- [245] **PONTARLIER, Jean**
Les champignons. Monaco: Editions du Rocher 1988
 p (1-4), 5-192: col. ill.
 With about 60 receipes. Original decorated hard-cover; 26 cm Euro 18
- [246] **PORTER, Robert**
The mushroom hunt. New York: E. P. Dutton 1983. 4o
 p (i-xii), 1-98: partly col. figs
 ‚How to sharpen your eye for the field and find America’s choicest Mushrooms‘ (on cover). Original pictorial paperback; 28 cm Euro 12
- [247] **PORTEVIN, Gaston**
Ce qu’il faut savoir sur les champignons bons et mauvais. Paris: Paul Lechevalier 1935
 p (1)-111, (112): 20 col. plates
 Bibliogr.: Volbracht 1663. - First edition. Original paper-cover; 19 cm Euro 16
- [248] **POUCHET, Albert**
Contribution à l’étude des Myxomycètes du département du Rhone. [-Deuxième série]. From: Annales Société Linnéenne Lyon vol. 72, 1926, 75.1929
 p 42-66; (1)-7
 Bibliogr.: Volbracht 1668. - Two parts. Original wrappers. 22 cm Euro 20
- [249] **PRAY, Leon L.**
Common mushrooms. Chicago: Field Museum of Natural History 1936
 p (1-3), 4-68: figs
 (Botany, Leaflet 18)
 Bibliogr.: Volbracht 1672. - Scarce little booklet; original paper-cover; 21,7 cm Euro 10
- [250] **PRIHODA, Antonin**
Houbaruv rok. Houbarske vychazky odjara do zimy. Praha: Statni zemedelske nakladatelstvi 1972
 p (1-6), 7-393, (395, imprint): 80 col. plates
 Original pictorial hardcover; 21 cm Euro 18
- [251] **QUÉLÉT, Lucien**
Les champignons du Jura et des Vosges. [Première - 3e partie and supplements]. From: Memoires de la société d’émulation de Montbéliard 1872-1875
 Bibliogr.: Volbracht 1687; Stafleu 8414, 8416 (suppl. 9); Junk, Rara p 179; Krieger p 183-184; Nissen 1537; Uellner 1402-1409 (reprint and incomplete parts). - Very rare original edition of the main part of Quelets important work with 33 finley handcoloured plates. The work was continued with parts or ‚supplements‘ 4-22, published in different journals until 1902. We can add 12 (of 19) supplements: 4-10, 12-15 (plate only) and 21, as well as the Index, published by Asher. The plates for part 1-3 bound in nice half-leather, all the other parts in original wrappers or disbound. 20 - 24 cm Euro 600
- [252] **QUÉLÉT, Lucien**
Enchiridion fungorum in Europa media et praesertim in Gallia vigentium. Lutetiae: Doin 1886
 p (i)-vi, (1-2), (1)-352
 Bibliogr.: Volbracht 1689; Stafleu 8417; Uellner 1405; Krieger 184. - Scarce. A nice copy in original cloth with gilt title. 18 cm. Euro 160

[253] RAITVIIER, A.

Kevadseened. Tallinn: 1972

(1-2), 3-59: photos

Estonian mushroom-book. Pictorial papercover; 18 cm

Euro 10

[254] RAMAIN, Paul

Mycogastronomie. Préface de Roger Heim. Paris:

Les Bibliophiles gastronomes 1954

p (1-6), 7-109, (110): 8 hand-coloured plates

(No 37 of 500 copies)

Bibliogr.: Volbracht 1703; Uellner 1417. - Romain's famous work, here in the rare limited original edition. With a lot of new, rather creamy and heavy recipes and the best wines to drink with. Romain was a founder of the Academie des vins de France. The book is awarded with the Grand prix des Club des bibliophiles gastronomes and the Prix du Club des Cent, an exclusive gastronomical society. Fresh and crisp copy. Original pictorial paper-cover; 20,8 x 13,4 cm

This work is reserved until January 22 for the visitors of the antiquaria book-fair in Ludwigsburg: <https://antiquaria-ludwigsburg.de/>

Euro 450

[255] RASCHKE

Kleine Tafel der eßbaren und giftigen Pilze.

München: Schreiber & Co ≈ 1920

1 folded col. chart (47 x 70 cm) with text

(Graser's Tafeln 39)

Bibliogr.: Volbracht 1712. - A nice folded chart. Original cover, front detached. The nice chart 47 x 70 cm

Euro 30

[256] RAUPP-SCHLIEMANN, Eva

Le stagione dei funghi. Milano: Emme 1982

p 1-37: col. figs

Italian edition of this childrens book, figures drawn by the wife of J. Schliemann, the German collector of mushroom-books; 24,8 cm

Euro 10

[257] RAYNER, Ronald

Mushrooms & toadstools. London: Hamlyn 1979

(1-5), 6-128: 220 col. figs

Original pictorial hardcover; 18 cm

Euro 10

[258] REHM, Heinrich



Die Pilze Deutschlands, Oesterreichs und der Schweiz. III. Abtheilung. Ascomyceten:

Hysteriaceen und Discomyceten. Leipzig: Verlag von Eduard Kummer 1886

p (ii-v), vi-viii, (1)-1275, (1-3), 4-57 (Register) (Dr. L. Rabenhorst's Kryptogamen-Flora 3.)

Bibliogr.: Volbracht 1695; Stafleu 8450; Krieger p 185. - Scarce. Cont. old half-cloth, rubbed, with golden title on spine; 23 cm

Euro 215



[259] REICHSSTELLE FÜR GEMÜSE UND OBST (Ed.)

Wildgemüse und Pilze, ihre Einsammlung und Verwertung. Auf Grund der (...) Lehrgänge der Reichsstelle für Gemüse und Obst. Berlin: Verlag der Reichsstelle für Gemüse und Obst & Paul Parey 1917

p (i-vii), (1)-183, (184)

Bibliogr.: Volbracht 1738; Uellner 1437. - A course on the use of mushrooms, organised during the First World War in conjunction with the War Committee for Public Nutrition (Kriegsausschuß für Volksernährung). Among the 196 participants from all parts of Germany were numerous teachers and several mushroom experts such as Julius Hauck, Emil Herrmann, Ludwig Klein, Wilhelm Obermeyer, Ludwig Spilger, Hans Schnegg and E. Ulbrich. Original cloth; 18 cm

Euro 20

[260] REIMERS, Emil

Köstliches aus der Pilzküche. Über 150 Rezepte für Sammler und Feinschmecker. München, Wien, Zürich: BLV 1982

p (1-4), 5-120: 8 col. plates;

Interesting receipts. Original decorated paperback; 22 cm

Euro 23

[261] REISS, Jürgen

Enzyme. Cytochemistry of fungi. Gustav Fischer 1973

(i-v), (1)-40

Original cover; 25 cm

Euro 12

[262] REVUE DE MYCOLOGIE

publiée et dirigée par Roger Heim. Paris: Muséum national d'histoire naturelle 1936-1971 Vol 1-36

Bibliogr.: Volbracht 1750; Uellner 1444. - Very important mycological journal, published by Roger Heim (1905-1979), who studied Psilocybin-species together with R. Gordon Wasson. There are several contributions on hallucinogenic fungi and some taxonomical papers by Rolf Singer. The publication of the Revue de Mycologie ended in 1979 with volume 43. Bound in full cloth; 24 cm

Euro 700

[263] RICHTER, Nora

Wildpilz Kochbuch. Über 100 Gerichte und Zubereitungsweisen für Wildpilze - leicht verständliche Anweisungen - alle Zutaten im Lebensmittelhandel. München: Richter 1981

p (1)-72: 11 col. ill.

(Internationale Kochkunst 2)

Recipes for wild mushrooms. Original pictorial paperback; 20 cm

Euro 12

[264] RICKEN, Adalbert

Vademecum für Pilzfreunde. Taschenbuch zur bequemen Bestimmung aller in Mittel-Europa vorkommenden ansehnlichen Pilzkörper mit fünf Bestimmungstabellen und Zitaten bekannter Bildwerke. Zweite vermehrte und verbesserte Auflage. Leipzig: Quelle & Meyer 1920
p (i)-xxiv, (1)-352

Bibliogr.: Volbracht 1760; Stafleu 9193; Uellner 1453; Krieger p 191. - A special copy, inscribed by Ricken to Jakob E. Lange. Original cover, back broken; 18 cm Euro 45

[265] RIPPCHEN, Ronald (Herausgeber)

ZauberPilze. Solothurn/Löhrbach: Nachtschattenverlag & Medienexperimente ≈ 1994 (1-5), 6-231, (1-8): 2 col. plates, figs
Original decorated paperback. 8vo. 21 x 14,4 cm Euro 15

[266] RÖLL, Julius

Unsere eßbaren Pilze in natürlicher Größe dargestellt und beschrieben mit Angabe ihrer Zubereitung. Siebente Auflage. Tübingen: Laupp 1908

p (i)-viii (1)-44: 14 col. plates and col. cover by Schultze-Wege.

Bibliogr.: Volbracht 1778; Stafleu 9384; Krieger p. 193; Uellner 1463; Weiss 3222. - With new illustrations. Original boards, back worn. 17 cm Euro 15

[267] ROMAGNESI, Henri

Les Rhodophylles de Madagascar (Entoloma, Nolanea, Leptonia, Eccilia, Claudopus) avec une introduction générale sur la classification, la phylogénie, la répartition géographique et la toxicologie des Rhodogoniosporales. Paris: Laboratoire cryptogamique du Muséum National d'Histoire naturelle 1941

p (3-8), 9-164, (165, impr.): 46 figs. (Prodrome à une flore mycologique de Madagascar et dépendances)

Bibliogr.: Volbracht 1786; Uellner 1493. - Very rare. Nice copy in original covers; 27,5 cm Euro 110

[268] ROMAGNESI, Henri

Petit atlas des champignons. Ouvrage publié sous le patronage de la Société mycologique de France. Tome 1 [- 3]. Paris: Bordas 1962-1963

p (i-iv), v-xxxii, (i), (1-17, ind. impr.): 348 col. plates, 17 figs; p (i-iv), 1-418, (419, impr.); (i-iv), v-vii, (1-2), 3-285, (286-287, table, impr.)a

Bibliogr.: Uellner 1490. - Original hard-cover; 16,5 x 12,5 cm Euro 30

[269] ROMAGNESI, Henri

Champignons d'Europe. Tome 1 [& 2]. Ouvrage publié sous le patronage de la société mycologique de France. Paris: Bordas 1977. Folio p (3-9), 10-71; p (i-v), (i)-lix, (lx, imprint): 491 col. plates and figs. with letterpress (1 or 2 per page), figs

Nice atlas by an eminent mycologist. Original pictorial cloth; 32 x 24,5 cm Euro 25


[270] ROQUES, Joseph

Histoire des champignons comestibles et vénéneux, ornée de figures coloriées représentant les principales espèces dans leurs dimensions naturelles; où l'on expose leurs caractères distinctifs, leurs propriétés alimentaires et économiques, leurs effets nuisibles et les moyens de s'en garantir ou d'y remédier, ouvrage utile aux amateurs des champignons, aux médecins, aux naturalistes, aux propriétaires ruraux, aux maires de villes et des campagnes, etc. Paris: Hocquart aîné, editeur, Gosselin, libraires, Treuttel et Wurtz, libraires 1832. Folio

p (i-iii), (1)-192: 24 colorprinted plates, finished by hand

Bibliogr.: Volbracht 1793; Stafleu 9498; Nissen 1672; Krieger p 194; Vicair 749. - First edition of a work of high reputation for its beautiful coloured plates, and of great mycological and also gastronomical interest. Roques describes several interesting Boletales like his Boletus albidus and presents black truffles from different regions of France. A physician and botanist, Roques introduced mushroom-eating to many of his contemporaries, giving courses at Versailles. He was related to the famous cook Carême and to the first French gastronomical author, Grimod de La Reyniere (Almanach des Gourmands), with whom he gathered fungi near Paris. Roques gives his own recipes and quotes some from the famous gastronomes of his time, including the famous 'Truffes du Piémont à la Rossini' (cf. Volbracht: Zu schön um nicht wahr zu sein. Rossini und die Trüffel). Title and fist part of text rather foxed, plates nice and clean. Bound in old quarter leather with marbled boards and gilt title, rubbed and upper spine cracking. 32,5 x 25 cm

Euro 1050



[270] ROQUES



[271] ROSSI, Clemente

Gastromicologia ossia nozioni popolari sopra una gran parte delle migliori specie di funghi mangerecci sul modo di cucinarli e conservarli. Milano: Tip. e libr. editrice Ditta Giacomo Agnelli 1888

p (1-5), 6-144, (1-4, publ. advert.): 23 col. pl.

Bibliogr.: Volbracht 1797; Paleari-H. 3885. - Very rare, the book has introduced the word *Gastromicologia*. The author was a pharmacist. Most of his recipes are for uovoli (*Amanita caesarea*), porcini (*Boletus edulis*) and tartufi, but there is a great number for other edible species. Some preparations are special for dried porcini (*funghi secchi di Varese-Ligure*). Paper slightly browned (due to bad paper quality). Exlibris Roberto Gabbani. Nice modern quarter leather, original pictorial covers bound in; 19 x 12,5 cm Euro 240

[272] ROTHMAYR, Julius

Einführung in die volkstümliche Pilzkunde. Die besten Speisepilze und die gefährlichsten Giftpilze. Vorwort von Bernhard Hörmann. München: G. Franz'sche Buchdruckerei G. Emil Mayer ≈1939 (1-4), 5-61 (62-65): figs. (Heil- und Nährkräfte aus Wald und Flur 5)

Bibliogr.: Volbracht 1806; Uellner 1498. - A mini-booklet. The author is the son of the mycologist Julius Rothmayr. With recipes. Name on title and cover; 14,8 cm Euro 10

[273] ROTHMAYR, Julius

Pilze sammeln eine Freude. Methodische Anleitung zum Verhüten von Pilzvergiftungen. Mit 16 farbigen Tafeln. München: Michael Beckstein Verlag [1943]

p (i-ii), iii-vi, 1-89: 16 col. plates, figs

Bibliogr.: Volbracht 1807; Uellner 1501. - Nice copy, original pictorial boards; 19 cm Euro 8

[274] RYVARDEN, Leif

Flora over kjuker. Oslo: Universitetsforlaget 1968 p (1-9), 10-96: 19 figs (Scandinavian university books)

On fungi on wood. Original pictorial hardcover; 22 cm Euro 25

[275] SACCARDO Pier Andrea & N. D'ANCONA

I funghi mangerecci più comuni e più sicuri della regione Veneta e di gran parte d'Italia. Pubblicazioni della Società d'igiene per la città e provincia di Padova. Padova: Fratelli Drucker 1891 (3)-12: 15 cromolithographed plates by A. Berlese, each with 1 page of description

Not in Volbracht; Stafleu 9913. - Very rare with beautiful plates by the mycologist Augusto Napoleone Berlese. Original printed cover; slightly soiled; back broken and loose. 23 cm Euro 310

[276] SAINT-AMANS, Jean Florimund Boudon de

Flore agenaise ou description méthodique des plantes observées dans le département de Lot-et-Garonne et dans quelques parties des départements voisins. Agen: Prosper Noubel 1821

p (1-5), 6-61, (i), (1)-632

Bibliogr.: Volbracht 1841; Stafleu 10.017; Krieger 205. - Very rare regional flora, of great importance for the nomenclature of fungi. Many names of fungi were published validly for the first time by Saint-Amans, a botanist and soldier (1748-1831). His work appeared from 20. to 28. April 1821, shortly after the first part of Fries' *Systema mycologicum* (fixed at 1st January 1821). The author remarks that two figures of Tuber album (= *Borchii*) in Bulliards *Herbier de la France*, plate 404, ont été copiées sur les dessins que je lui avois envoyés de cette Truffe, encore nouvelle pour lui. Champignons on pp 524-620. Nice copy in old half-leather marbled boards, gilt title, slightly rubbed; 21 cm Euro 380

[277] SALON (ANONYMUS)

Salon du champignon. Recettes originales pour préparer les champignons. [Paris]: Museum national d'histoire naturelle, Laboratoire de cryptogamie 1975 (1)-28; ill.

Recipes for the Salon du champignon in Paris in 1975. With some drawings. Original wrappers; 19 cm Euro 16

[278] SARTORY, Auguste Théodore

Les champignons vénéneux. Thèse présentée au concours d'agrégation du 4 mai 1914, École supérieure de Pharmacie de Paris (Section histoire naturelle et pharmacie). Nancy: Imprimerie Albert Barbier 1914


p (i-ii), (1)-379

Bibliogr.: Volbracht 1853-1854. - Rare. Original paper-cover, loose and worn. 24 cm Euro 35

[279] SCHÄFFER, Jacob Christian

Fungorum qui in Bavaria et Palatinatu circa Ratisbonam nascuntur icones nativis coloribus expressae. Tomus primus [- quartus et ultimus]. Editio tertia. Ratisbonae: Impensis auctoris. Ratisbonae, typis Zunkelianis [3-4: impensis auctoris 1774, 1780. 4 volumes with 2 etched titles and 330 hand-coloured plates with text

Bibliogr.: Volbracht 1878; Stafleu 10.476; Uellner 1549; Nissen 1744; Krieger p 207 (vol 1-3); Pfister p 117. - The first coloured iconography in history of mycology. Jacob (or Jakob) Christian Schäffer (1718-1790) was a priest, naturalist and inventor in Regensburg in Southern Germany with a wide range of interests and activities. He is most famous for this magnificent work on fungi, here in the unchanged third printing. It includes the two frontispieces printed in red. Text in Latin and German. The plates by Sophie Beez, Loibel and others finely coloured, bright and nice, mostly printed on recto and verso. A beautiful, broad-margined copy. From the collection of Jacques et Hélène Bon. Bound in contemporary nice full leather with richly gilt spines. 29,5 x 23 cm Euro 7000



[279] SCHAEFFER

[280] SCHAEFFER, Jacob Christian

Vorläufige Beobachtungen der Schwämme um Regensburg, angestellt und mit vier Kupfertafeln ausgemahlter Abbildungen erläutert. Regensburg: in der Montagischen Buchhandlung 1759. p (i-vii), (1)-59: 4 folded hand-coloured plates by Susanna Sophia Betzin

And:

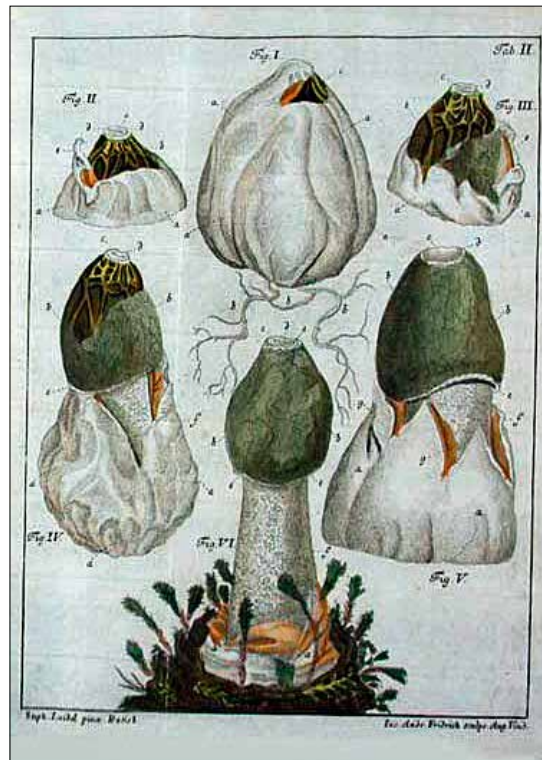
Abbildung und Beschreibung einiger sonderbaren und merkwürdigen Schwämme, womit zugleich von der nunmehrigen Ausgabe der natürlich ausgemahlten Abbildungen Bayerischer Schwämme Nachricht ertheilet wird. Unter Aufsicht und auf Kosten der Churfürstl. Bayerischen Academie der Wissenschaften zu München. Regensburg: gedruckt mit Weißischen Schriften 1761 p (1)-16: 1 folded hand-coloured plate

And:

Der Gichtschwamm mit grünschleimigem Hute, beschrieben und mit fünf Kupfertafeln ausgemahlter Abbildungen erläutert. Regensburg: Verlegt Johann Leopold Montag 1760 p (i-xii), (1)-36: 5 folded hand-coloured plates.

Bibliogr.: Volbracht 1873, 1874, 1875; Stafleu 10471, 10473; Uellner 1544, 1547; Pfister p 116-117; Nissen 1743 n, 1745. - The three first book-publications on fungi in German language - as well the first three exclusively mycological works with coloured plates. The beautiful illustrations of the Vorläufige Beobachtungen depict *Macrolepiota procera* and are by Susanna Sophia Betzin. Schaeffer's 'Gichtschwamm' is *Phallus impudicus* (plates by Stephan Luibel or Loibel). The Gichtschwamm has a most charming title-vignette with angels and fungi by J. M. Seligmann. The 'Abbildung' deals with *Boletus edulis*. Old Exlibris. A very good copy, very few browning, bound in old contemporary boards, back restored, rubbed. 22,5 cm

Euro 2500



[281] SCHAEFFER

[281] SCHÄFFER, Julius

Russula-Monographie. Berlin: R. Friedländer & Sohn 1933-1934. 2 vols (305)-516: 2 (1 col.) plates; (141)-243: 4 col. pl. (Reprinted from *Annales mycologici* 31 (5,6), 32 (3,4))

Bibliogr.: Volbracht 1879; Stafleu 10.478 (2nd vol. only); Uellner 1552 (1st vol. only). - Very rare first edition of Schaeffer's monograph. Dedicated by the author. From the Library of the Swiss mycologist Jules Favre, with his name on title and mycological Exlibris J.-R. Chapuis. Cloth, spine worn. 23 cm

Euro 125

[282] SCHÄFFER, J. & W. NEUHOFF, M. MOSER, R. SINGER

Die Pilze Mitteleuropas. 2b: Neuhoff: Die Milchlinge (Lactarii). 1956.

p (1)-248: 20 (16 col.) plates.

3: Schäffer: Russula-Monographie. 1952

p (1)-295, (296): 20 col. plates

4: Moser: Die Gattung *Phlegmacium*

(Schleimköpfe). Mit Beiträgen von Knud Christensen, Jules Favre und Jeanne Favre sowie aus dem Nachlaß von Julius Schäffer. 1960.

p (1)-405: 6 (1 col.) plates, 38 (32 col.) plates

5-6: Singer: Die Röhrlinge. 1965-1967.

I (Boletaceae):

p (1)-130: 21 (14 col.) plates

II (Die Boletoidae und Strobilomycetaceae): p

1-151: 26 col. plates

Bad Heilbrunn: Julius Klinckhardt 1952 ff

The complete set of the second edition in fine condition from the Schliemann-collection. Some of his library-notes pasted in on inner covers. Nine volumes. Text in original half-cloth, plates bound in full red cloth. Very fine copy. 23 cm

Euro 480



[283] SCHLIEMANN, Joachim

Trüffeln und andere Pilze in der Haute Cuisine mit Erläuterungen zur Qualitätssortierung (Triage) von Perigord-Trüffeln. 2. Auflage. Hamburg etc.: Mykofarm 1988 (i-ii), (1)-10

The book-collector Joachim Schliemann was the founder and owner of the firm Mykofarm, distributor of truffles to many German top restaurants. Wrappers. 18 cm Euro 8

[284] SCHMID-HECKEL, Helmuth

Pilze in den Berchtesgadener Alpen. Berchtesgaden: 1988 p (1-2), 3-136: 1 col.plates, partly col. figs (Nationalpark Berchtesgaden, Forschungsbericht 15)

628 species from the Nationalpark Berchtesgaden in South Germany. Second edition (1990). Good copy in original paperback; 29,5 cm Euro 25

[285] SCHMIERER A. & J. KAMMERER

Unsere wichtigsten eßbaren Pilze. Unsere wichtigsten eßbaren Pilze nebst einer Abbildung des giftigen Fliegenschwammes, für Schule und Haus. Stuttgart: C. Hoffmann'sche Verlagsbuchhandlung 1889 p (1-10): 8 chromolithographed plates

Bibliogr.: Volbracht 1913; Uellner 1575; Weiss 3445. - A very rare large format book with a nice cover depicting nains, dancing after their mushroom-hunt in a forest. Weiss (Gastronomia) praises the book as the 'probably nicest ever published mushroom-book', - the decorative plates with their unusual black background are indeed charming and well-painted. The text is printed in three columns. With a few old owner-inscriptions from 1891. Title-page a bit darkened, here and there spotted. Binding loosened, in original decorated boards, slightly soiled, one corner broken, but a very good copy of this rare work. Oblong Folio 35 x 52 cm Euro 750

[285] SCHMIERER

[286] SCHUMACHER, Christian Friedrich

Enumeratio plantarum in partibus Sællandia septentrionalis et orientalis. Pars prior [- posterior]. Hafniæ: apud Fridericum Brummer, typis E. M. Cohen [Zach. Breum.] 1801-1803 p (i-v), vi-viii, (ix-x), (1)-304; (i, iii), (1)-489

Bibliogr.: Volbracht 1941; Stafleu 11.356; Pfister p 123. - Important and very rare taxonomical work. The second part includes 300 pages of descriptions of fungi from the region around Copenhagen, where Schumacher lived as a physician and botanist. A small sticker with the name of Poul Hauberg on titles. Fine, uncut copy. The two volumes are in papercovers as issued and inserted in a nice box with gilt title on spine. 18,1 x 11,2 cm Euro 1800

[287] SEYMOUR, Jacqueline

Mushrooms and toadstools. Designed by David Gibbon. Produced by Ted Smart. [London]: Colour library international 1978 (1-2), 3-63: col. figures

Original cloth with pictorial dust-wrappers. 26,8 x 19,6 cm Euro 5

[288] SINGER, R.

Neotropical species of *Campanella* and *Aphyllotus* with notes of some species of *Marasmiellus*. Reprinted from *Nova Hedwigia* 26. Lehre: J. Cramer 1975 847-895: 14 figs

Original wrappers; 24 cm Euro 18

[289] SINGER, Rolf

The delimitation of the genus *Pseudobaecospora*. Ex *Mycologia*, 55 (1) 1963 13-17

Ps. defibulata and *Ps. syringea*. Wrappers; 24 cm Euro 15



[298] SOWERBY

[290] SINGER, Rolf

Rhodoarhenia. Separat-Abdruck aus Sydowia, *Annales mycologici Ser. II. Vol. 17 (1-6) 1964* (New genera of fungi. XIII) 142-145

Wrappers; 8vo. 22,9 x 15 cm

Euro 10

[291] SINGER, Rolf et al.

A new species of *Psathyrella*. Reprinted from *Lloydia*, Volume 21, no. 1 march, 1958 26-28: 1 fig

On *Psathyrella sepulchralis*. Wrappers; 24,9 x 17,3 cm Euro 12

[292] SINGER, Rolf et al.

Amparoinaceae and Montagneaceae. From: *Revue de Mycologie* 40, 1976 57-64: figs

Wrappers; 24,9 x 17,3 cm

Euro 12

[293] (SINGER) - MOSER, M. & E. Horak

Festschrift für R. Singer. Horn: Ferdinand Berger 1979

p (i-iv), v-x, 1-431: portrait, plates and figs (*Beihefte Sydowia Annales Mycologici Ser. 2*)

With papers by leading mycologists. Original paperback; 24,3 cm Euro 72

[294] SMITH WEBER, Nancy

A morel hunter's companion. A guide to the true and false morels of Michigan. Lansing, Michigan: Two Peninsula Press 1988 p (1-3), 4-208, (209): col. figs

With recipes. Pictorial paperback; 23 cm

Euro 20

[295] SMITH, Alexander Hanchett

Mushrooms in their natural habitats. Illustrated with stereo-photographs in full color. Portland, Oregon: published by Sawyer's inc. 1949 p (i-v), vi-xiv, (1)-626: with a view-master set and 33 reels with 231 coloured stereo-slides

Bibliogr.: Volbracht 2000.- A charming and rare work, presenting fungi in brilliant stereo-photos through a double-lens-viewer. With a chapter on mycophagy, including recipes. The heavy text-volume in original red cloth, and the View-Master and the stereo-slides in well preserved original boxes. 24 cm Euro 520

[296] SMITH, Worthington G.

Guide to Mr. Worthington Smith's drawings of field and cultivated mushrooms and poisonous or worthless fungi often mistaken for mushrooms.

London: British Museum 1910

p (1-5), 6-24: 2 folded col. plates, figs

Bibliogr.: Volbracht 2010; Stafleu 12.314; Krieger p 216. - Rare, with two beautiful folded colour plates (34 x 59 cm and 34 x 25 cm) showing 17 different *Psalliota*-species in colour and 11 similar species. Nice copy. Original paper-cover. 21,5 x 14 cm Euro 60

[297] SOITHONG, Kasem

Mushrooms and macrofungi in Thailand. Bangkok 1994

(1-6), 1-222: col.photos

In Thai language, with rather poor photos. Or. paperback; 18 cm Euro 10

[298] SOWERBY, James

Coloured figures of English fungi or mushrooms. London: Davis 1797-1809 (-1815). 2 vols and suppl. in 3


p (1-54); (1-52); (1-94); (1-24): 440 hand-coloured engravings on 436 plates

Bibliogr.: Volbracht 2028; Stafleu 12.490; Pfister p. 127; Uellner 1698; Nissen 1874; Great Flower Books; Krieger p. 217. - One of the great and important fungi-iconographies from the end of the 18th century, very rare. James Sowerby (1757-1822) was a British botanical artist. He was trained at the Royal Academy and contributed from 1777-1822 to many British botanical publications. This work was intended as a supplement to *English Botany*, a work with 2500 hand-coloured plates published together with J. E. Smith, which included algae and lichens, but no fungi.

A nice and complete set of this classic, with the very rare supplement. The interleaved protection sheets often with slight foxing, sometimes affecting plates. Margins uncut. Ex libris of the Swiss collector Robert Chapuis. Bound in contemporary quarter-leather with gilt titles. Spines neatly repaired 30 cm

This work is reserved until January 22 for the visitors of the antiquaria book-fair in Ludwigsburg: <https://antiquaria-ludwigsburg.de/>

Euro 8500





[299] STAUDE

[299] STAUDE, Friedrich

Die Schwämme Mitteldeutschlands, insbesondere des Herzogthums Coburg. Mit 52 colorirten Abbildungen. Coburg: Druck der Dietz'schen Hofbuchdruckerei 1858

p (i), (i)-xxviii, (1-75, in columns 1-150): 10 hand-coloured lith. plates

Bibliogr.: Volbracht 2041; Stafleu 12.834; Uellner 1725. - A rare and important taxonomical work, creating new genera like Tricholoma, Collybia or Crepidotus. Friedrich Staude was a physician and botanist at Coburg. A fair and less expensive copy: Slight spotting and with finger-stains in margins of some plates. Bound in black cloth with restaured spine. 32 cm

Euro 550

[300] STRAUSS-minu, Friedel

Charme mit Champignons. Mit Zeichnungen von Jürgen Spahr. Basel: Buchverlag Basler Zeitung 1977

p (1-4), 5-112: 4 col. plates and figs

A cookerybook from Switzerland. Original paperback; 21 cm

Euro 15

[301] STRÖMBOM, Nils Gustaf

Vara vanligaste svenska svampar, ätliga och giftiga. Försök till handledning i svampekännedom för nybegynnare. Fjerde upplagan öfversedd och tillökad. Stockholm F & G. Beijers 1896

p (1-3), 4-96: 1 douplepaged chromolith. plate

(On cover: Svenska svampbok)

Bibliogr.: Volbracht 2067. - With a nice plate. Original cover with old signatur. 17 cm

Euro 20

[302] SUBER, Nils

Plocka rätt svamp. [Stockholm]: Raben & Sjögren 1975

p (1-2), 3-142, (143): 114 col. plates

Original paperback; Oblong-8vo; 10,5 cm

Euro 22

[303] SVRCEK, M. & J. KUBICKA

Pilzführer. 448 Farbfotos. Prag: Artia 1979

p (1-5), 6-295, (296): 112 col. plates with photos.

Stamp on title. Original paperback; 23 cm

Euro 10

[304] TODE, Heinrich Julius

[Schwämme]. In: Schriften der Berlinischen Gesellschaft Naturforschender Freunde, Vol 3, 4, 6. Berlin: 1782-1785

- Beytrag zur Geschichte des Gichtschwammes (Phallus impudicus Linn.). p 242-246: 3 figs on plate 4

- Beschreibung eines neuen Schwammgeschlechts, Ascidium oder Schlauchschwamm. p 247-270: 6 figs, plate 4

- Beschreibung zweener mikroskopischen Schwämme. p. 161-163

- Versuch einer genauern Eintheilung der Keulenschwämme. p 164-166

- Beschreibung des Knopfschwammes, (Ascosperrum) eines neuen Schwammgeschlechts. p 263-265

- Bemerkungen, die Saamendecke (Velum) der Schüsselschwämme betreffend. p 266-273

- Fortgesetzte Bemerkungen bey den Schwämmen. p 271-281: 1 fig on plate 5

Bibliogr.: Volbracht 2110, 2110 a; Pfister p 134-135; Stafleu-Cowan 26866-26875. - Very rare papers by this important mycologist in the original volumes of the journal. The papers in Vol. 4 are on Trichia microscopica, Mucor microscopicus, Clavaria-species like Tode's C. fistulosa and several Ascomycetes (Peziza). The corresponding figs on 2 plates are missing. In Vol 3 we also have a paper by Johann Jacob Reichard: Botanische Bemerkungen (pp 172-176: 3 handcoloured figs on plate 3), dealing with Reichard's Peziza papillosa und P. minuta). 3 thick volumes with more than 1400 pages with articles on natural history by several authors and 17 mostly folded plates (some coloured). Old stamps on titles, margins worn. Contemporary papercovers; worn. 22 x 14 cm

Euro 480

[305] TORKELSEN, Anna-Elisa

Gelésopper. Oslo etc. Universitetsforlaget 1972

(1-7), 8-102: 54 figs

Scarce, on Tremellales. Original decorated hardcover; 21 cm

Euro 35



[306] TRATTINNICK, Leopold

Die eßbaren Schwämme des Oesterreichischen Kaiserstaates. Wien und Triest: In Geistingers Buchhandlung 1809

p (i)-cxxiii, (1)-174: 30 hand-coloured plates (A-Z without J and W), AA-FF)

Bibliogr.: Volbracht 2121; Stafleu 14.880; Pfister p 136; Nissen 1986 (28 plates only); Uellner 1785. - Scarce early popular book on mushrooms. Leopold Trattinnick (1764-1849) was a curator of the united k.k. Hof-Naturaliencabinette in Vienna. He had been asked to write a book on poisonous fungi, but he convinced the editor to deal with edible species. So he warns that all other species, not mentioned in his book, were dangerous or poisonous. With instructions for cooking of most species. A fair copy for a lower price, as the title and the first pages have a brownish spot. The last plate is soiled, pages 37, 173-174 also soiled and a small section of text of page 173 has been replaced in Xerox. Old hardboards, 18 cm Euro 450


[307] TROG, Jakob Gabriel

Die Schwämme des Waldes als Nahrungsmittel oder kurze Anleitung zur Kenntniß der bei uns wildwachsenden, eßbaren Schwämme und zu ihrem zweckmäßigen Gebrauche. Bern: Haller 1848 p (i-iv), (1)-144, (145-146, ind.): 20 hand-coloured lithographed plates

Bibliogr.: Volbracht 2131; Stafleu 15.196; Nissen 2006. - Very rare book with nice plates. Jakob Gabriel Trog (1781-1865) was a Swiss pharmacist from Thun, who dedicated himself to mycology after retirement. The artist, Jakob Christian Bergner, also illustrated Trog's in-folio iconography on mushrooms in Switzerland (Die essbaren, verdächtigen & giftigen Schwämme der Schweiz, 1843-1850). Nice copy with only slight spotting, stamp of Schweizerische naturforschende Gesellschaft Bern on title. Contemporary binding, gilt label, 18 cm Euro 460

[308] TULASNE, Louis-René & Charles
Fungi hypogaei. Histoire et monographie des champignons hypogés par Louis-René Tulasne, en collaboration, pour l'iconographie analytique, avec Charles Tulasne. Editio altera. Parisii: Apud Friedrich Klincksieck 1862 p (i)-xix, (xxIV), (1)-222: 21 (9 hand-coloured) plates

Bibliogr.: Volbracht 2135; Stafleu 15.304; Pritzel 9553; Nissen 2009; Krieger p 230; Junk Rara p 181. - Second, unchanged edition of this extremely rare french opus major on truffles. Louis-René Tulasne (1815-1885) was as a public notary before he became a private scientist at Paris. His brother Charles Tulasne (1815-1884), a physician, draw the fine plates of this book and their famous *Selectae fungorum* carpologia. In this work are presented some new truffles-species and the new genus *Terfezia* for desert-truffles. The Tulasnes show that truffles, like other fungi, have a mycelium and describe the cuff-like thickenings on the tree roots, which later turn out to be the symbiotic organs of the truffles, the mycorrhiza. The first edition of 1851 was printed in 100 copies only, this is in fact a reprint of the first edition with an additional introduction of 4 pages, which gives some more bibliographical details and presents the new species *Picoa* (now *Licangium*) *carthusiana*. The copy is from the collection of the mycologist L. Rolland. Internally a bit spotted, as in most copies. Foretitle more affected, the additional forword on pages pp xxi-xxiv on poor darkened paper. Nice old half leather with gilt initials of Rolland on spine. 34 cm Euro 4500



[308] TULASNE

[309] ULBRICH, Eberhard

Der kleine Pilzfürer. Zeichnungen: Atelier Wruck. Berlin: Haupt-Pilzstelle am Botanischen Museum 1947

p (1)-39, (40): 16 col. plates.

Bibliogr.: Volbracht 2143; Uellner 1803. - First edition. Nice cover. First pages slightly soiled. Original dec. cover, 14,5 cm. Euro 12

[310] ULBRICH, Eberhard

Pilzmerkbuch. Zeichnungen: Atelier Wruck. Berlin-Dahlem: Veröffentlichung der Haupt-Pilzstelle 1949

p (1-2), 3-98: 32 col. plates, painted in Atelier Wruck, figs

Bibliogr.: Volbracht 2145. - Very nice and fresh copy of this small guide, published 1949. The author, Director of the Haupt-Pilzstelle at the Botanical Museum in Berlin, regrets to present only few species, due to paper shortages after Second World War. Small stamp on title. Original half-cloth. 15 cm Euro 8

[311] URBONAS, V. & K. KALAMES,
V. LUKIN

Conspectus florum agaricalium fungorum (Agaricales s. l.) Lithuaniae, Latviae et Estoniae (Materies 1778-1984 annorum). Vilnius: Mokslas 1986

S (1-2), 3-136, (137-140)

A list of fungi from the Baltics, found between 1778 and 1984. Original hardcover; 22 cm Euro 23

[312] **VAILLANT, Léon**

De la fécondation dans les cryptogames. Thèse présentée ... à la faculté de médecine de Paris. Paris: F. Savy 1863

p (i-iii), (1)-134, (135, table): 2 plates

No covers; 21 cm

Euro 30

[313] **VALENTI-SERINI, Francesco**

Dei funghi sospetti e velenosi del territorio Senese. Pubblicato sotto gli auspicii e per cura della Reale Accademia di Medicina di Torino. Torino: Litografia Giordana e Salussolia 1868 (i-ix), x-xx, 1-35: 56 lithographed plates in bistre, all but one hand-coloured or finished by hand

Bibliogr.: Volbracht 2167; Stafleu 15.822; Uellner 1812.

- Very rare book on the fungi from the region of Siena.

Francesco Valenti-Serini (1795-1872) was an Italian physician and botanist, practising in Siena. 80 species are described in this book and beautifully illustrated. Very slightly spotted or a bit browned, a few plates more affected. Plate 44 with light brown spot in outer margin. Original printed hardcover-binding, slightly soiled. 24,5 x 35 cm

Euro 2400

[314] **VALSERRES, Jacques**

Culture lucrative de la truffe par le reboisement.

Paris: Librairie André Sagnier etc. 1874

p (i-iii), (i)-xii, (1)-268, (269, table)

Bibliogr.: Volbracht 2168. - Very rare book on truffles by the president of an entomologic society devoted personally to the 'propagande truffière'. The book describes exhaustively the knowledge on truffles and truffle-culture 125 years ago.

But, in opposition to the prevailing opinion of the Academie des Sciences, the author insists that truffles were galls of truffle-flies and not fungi. ('Pour l'obtenir a volonté, il faut le chêne truffière et la mouche truffigène'). Nice copy bound in modern gilt decorated half-leather, golden title on spine. 15 cm

Euro 1100

[315] **VANDENDRIES, R.**

Recherches sur le déterminisme sexuel des basidiomycètes. Bruxelles: Maurice Lamertin 1923 p (1-3), 4-98: 8 plates, 56 figs

Bibliogr.: Volbracht 2169; Stafleu 15.873. - Original covers; 30 cm

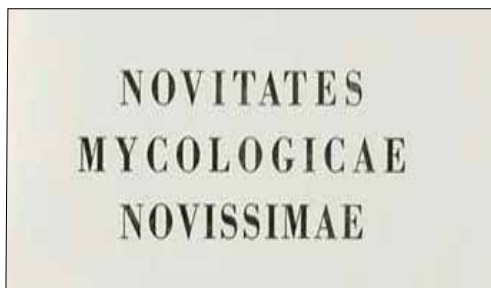
Euro 15

[316] **VELENOVSKY, Josef**

Novitates mycologicae novissimae. Pragae: Sumptibus Societa botanicae cecoslovenscae 1947 p (1-2), 3-158, (1-9, ind.): portrait, 2 folded plates with text

Bibliogr.: Volbracht 2177; Stafleu 15.997. - Many new species described. Original half cloth with title on spine and front cover. 24 cm

Euro 120



[313] **VALENTI-SERINI**

[317] **VESELY, Rudolf**

Le genre Amanita Persoon. Praha: chez les éditeurs 1934

p (1-2), 3-80: 40 plates (Atlas des champignons de l'Europe 1)

Bibliogr.: Volbracht 2187; Stafleu 7935; Uellner 1822. - Scarce. Bound in private half-cloth; 22 x 15 cm

Euro 80

[318] **VESELY, Rudolf & Frantisek KOTLABA, Zdenek POUZAR**

Prehled ceskoslovenskych hub. Ilustroval Antonín Zezula. Praha: Academia nakladatelstvi ceskoslovenske akademie ved 1972

p (1-6), 7-424: figs

Bibliogr.: Uellner 1823. - Good copy, nice drawings. Original cloth; 20,5 cm

Euro 15

[319] **VIMBA, Edgar & A. PITERANS**

Red data book of Latvia. Rare and endangered species of plants and animals. Volume 1. Fungi and Lichens. Riga 1996

(1-4), 5-202: col. figures and maps

38 species of fungi and 35 lichen with col. figures and distribution maps. Text in English and Lithuanian. Original cover; 24 cm

Euro 20

[320] **VIOLA, Severino**

Die Pilze. München: Hirmer 1972. Folio p (1-6), 7-55: 112 col. plates with text; folio

Bibliogr.: Uellner 1827. - First German edition of this beautiful large atlas by a mushroom-lover. Original cloth with a worn dust-wrapper; 34 x 26,7 cm

Euro 15

[321] **VITTENET, H.**

Champignons innocents. Moyen des les reconnaître aisément. Préface de M. Martin-Claude. Ouvrage orné de 149 figures et 2 planches en couleurs hors-texte. Paris: Librairie agricole de la 'Maison rustique' 1934

p (1-5), 6-117, (118), (1-2, publ. advert.): 2 col. plates, 149 figs

Bibliogr.: Volbracht 2198. - Scarce. First edition. Pictorial paperbinding. 18 cm

Euro 15

[322] VOLBRACHT, Christian

MykoLibri. Die Bibliothek der Pilzbücher. De-Luxe-Edition. Hamburg: Selbstverlag 2006 p (i-xii), (13)-528: 450 col. figs and plates; 22 original plates from important mushroom-books
Nr. 10 of 25 copies of the numbered and signed De-luxe-edition. With the special large-format-portfolio with 22 original plates extracted from famous mycological works from four centuries: Schaeffer, Bulliard, Oeder/Flora Danica, Sturm, Greville, Gillet, Cooke, Bresadola, Peck, Boudier, Kallenbach, Tulasne, Romagnesi, Gramberg, Paulet, Dumée, Juillard-Hartmann, Rolland, Obermeyer, Trog, Patouillard, Lange. Original cloth with dust-wrappers and gilt titles. Portfolio in full cloth with gilt decoration, slightly rubbed. Folio (31 and 42 cm) Euro 450

[323] VOLBRACHT, Christian

MykoLibri. Die Bibliothek der Pilzbücher. Band 1-2. Hamburg: MykoLibri 2006-2017
Volume 1 and 2: In all 2700 entries with 3800 books and prints with bibliographical references and many short commentaries about rarity and special interest. Bibliography, general index. Normal limited edition of 675 copies, numbered 76-750 and signed with Coprinus-ink after the recipe by Pierre Bulliard (1792). Bound in cloth with gilt title and vignette and pictorial dust-wrappers. 4o; 29,5 x 21 cm Euro 110

[324] VOLBRACHT, Christian

Trüffeln - Mythos und Wirklichkeit. Wiesbaden: Tre Torri and Hamburg: The author 2012 (i-iii, i-iv), 5-182: col. figs, 1 inserted leaf of hand-made paper with truffle-exsiccatae
Limited special issue of the first edition in 100 numbered copies. Binding with leather inlays with truffle structure and as an appendix a leave of handmade paper from Polypore-mushrooms and dried slices of truffles. Signed by the author with Coprinus-ink. 21 cm Euro 140

[325] VOLBRACHT, Christian

Die Trüffel - Fake & Facts. Wiesbaden: Tre Torri 2022(i-iii, i-iv), 5-192: many plates and col. figs
Signed by the author. The fully revised edition of my Truffle-book from 2012, with many new chapters following recent research in Spain, France, Croatia, Italy and Germany. Awarded with Der Deutsche Kochbuchpreis in Gold. Pictorial hard-cover. 24 cm Euro 45

[326] VRIES, G. A. de

Paddestoelen (en Schimmels). Med 36 gekleurde pladen van A. Middelhoek. Zutphen: N. V. W. J. Thieme & Cie 1955 p (1-3), 4-174: 36 col. plates
Bibliogr.: Volbracht 2206. - With good illustrations. Original cloth with pictorial dust-wrapper; 21,3 x 14,5 cm Euro 12

[327] VUILLEMIN, Paul

Développement des azygospores chez les entomophthorées. Ex Comptes rendus Ass. franç. av. Sc. Paris, 1900. p 670-683: 1 plate
Bibliogr.: Volbracht 2210 a - Paper-cover; 21 cm Euro 8

[328] WAKEFIELD, Elsie Maud


Edible and poisonous fungi. [Sixth edition]. London: His Majesty's Stationery Office 1945 p (i-ii), iii-v, 1-25, (36), (37, publ. advert.): 27 col. plates, 1 fig.
(Ministry of agriculture and fisheries, Bull. 23)
Bibliogr.: Volbracht 180 (Board of agriculture). - Reprinted 1952. With nice plates. Cloth; 23 cm Euro 12

[329] WANDEL, Jürgen

Die spezifischen Merkmale der Täublinge. Mit Dichotomschlüssel nach äusseren Merkmalen. Berlin: 1957 (1-2), 3-20
Wrappers; 18 cm Euro 10

[330] WASSON, Valentina Pavlovna & R. Gordon WASSON

Mushrooms, Russia and history. Volume 1 [- 2]. New York: Pantheon books 1957. p (i-iv), 5-xx, (xxi), (1-2), 3-213, (214), (1-3, imprint); (i-iv), v-xi, (xii-xiii), 215-432, (433-435, impr.): 82 (mostly col.) plates, 1 folded map. (No 199 of 512 numbered copies)
Bibliogr.: Volbracht 2229. - A very rare masterpiece. R. Gordon Wasson (1898-1986) was a wealthy American banker. His wife, Russian-born Valentina Pavlovna Guerken (1901-1958), introduced him to mushrooms, and as private researchers they became the founders of ethnomycology. A good copy with the fine coloured plates by Jean-Henri Fabre, protected with tissue guards. Two folio volumes bound in publisher's green cloth with spine labels in leather, lettered in gilt. The original slipcase shows slight signs of wear and soiling. 35 cm - This work is reserved until January 22 for the visitors of the antiquaria book-fair in Ludwigsburg: <https://antiquaria-ludwigsburg.de/> Euro 4500





[331] WEINMANN, Johann Wilhelm
Phythanthoza-Iconographia, oder Eigentliche Vorstellung Etlicher Tausend so wohl Einheimisch= als Ausländischer aus allen vier Welt=Theilen in Verlauf vieler Jahre, mit unermüdlichem Fleiß gesammelter Pflanzen Bäume Stauden Kräuter Blumen Früchten und Schwämme. Regensburg: Bey Hieronymo Lentzen 1734-1745
 4 volumes in 2. (i-iv), (1-2), 3-200; 1-516; (ii, iii), 1-488; (i), 1-540

Bibliogr.: Volbracht 2244; Stafleu 17.050; Nissen 2126. - Very rare descriptions of plants and fungi in Germany from the first half of the 18th century. Johann Wilhelm Weinmann (1683 - 1741) was a wealthy pharmacist from Regensburg whose main interest was botany. This is the descriptive part of his major work, the *Phythanthoza-iconographia*, which comprises eight folios with 1,025 colour engravings of several thousand plants.

The book contains the first German-language texts on fungi after the first important steps in the science of mycology in the first half of the 18th century. The descriptions are based on the works by Clusius, Bauhin, Mentzel, Dillenius, Volckamer, Tournefort, Buxbaum and Micheli. Volume 2 of the text (pp. 505-516) presents 35 species of fungi, described in Latin with German translation. *Laricifomes officinalis* is listed under *Larix* in volume 3.

The first descriptions were written by Johann Georg Nicolaus Dieterichs, followed by his son Ludwig Michael Dieterichs, who provided the part with the mushrooms and by Ambrosius Karl Bieler (descriptions in volumes 3-4).

4 volumes in 2. The title of vol. 1 in Latin: *Multilinguis Phythanthoza-iconographiae Weinmannianae index*. Vol 3 with the German title of the work: *Phythanthoza-Iconographia, oder Eigentliche Vorstellung Etlicher Tausend so wohl Einheimisch= als Ausländischer aus allen vier Welt=Theilen in Verlauf vieler Jahre, mit unermüdlichem Fleiß gesammelter Pflanzen Bäume Stauden Kräuter Blumen Früchten und Schwämme etc. Welche auf das netteste in Kupfer gestochen, und zugleich durch eine längst=verlangte, und neu erfundene Art, nach der Natur mit lebendigen Farben, in anmuthigsten Abbildungen herausgegeben und verlegt (...)* Deren Benennung Arten Kennzeichen Beschreibungen und Gebrauch aus dem besten, so alt= als neuen Autoribus, nach Alphabetischer Ordnung, nebst angezeigten bewährtestem Nutzen in der Artzney= und Apotheker=Kunst, auch in der Chirurgie und Haushaltung, in lateinisch= und deutscher Sprache richtig und deutlich beschrieben worden. - Later issues of the text-volumes (cf. Volbracht 2244) have an additional introduction and several supplementary indexes, as well as engraved portraits and a frontispice.

Two thick volumes, bound in contemporary leather (rubbed and slightly worn), with gilt labels on the spine. 36 cm

Euro 1400

[332] WENDISCH, Ernst

Trüffeln und Morcheln. Beschreibung, natürliche und künstliche Gewinnung und Verwertung. Die neuesten wissenschaftlichen und praktischen Erfahrungen berücksichtigend. Mit 15 Abbildungen. Neudamm: J. Neumann 1894
 p (1-5), 6-67: 8 figs.

Bibliogr.: Volbracht 2247; Stafleu 17.124; Weiss 4146. - Very rare work on the biology and culture of truffles and morels. The first copy we can offer. Original decorated hardboards, spine with title a bit rubbed. 19,5 cm Euro 210

[333] WITT, Wilhelm

Das neue Champignonbuch. Frankfurt (Oder)-Berlin: Trowitzsch 1932
 p (1-8), 9-92, (1-2, advert.): 91 figs.

Bibliogr.: Volbracht 2270; Uellner 1908. - On mushroom-growing, richly illustrated. Original paper-cover, soiled; 23 cm Euro 16

[334] WÜNSCH, Christian Ernst

Briefwechsel über die Naturprodukte. Zweiter Theil von den Gewächsen und Thieren. Leipzig: Breitkopf (1786)
 (i-viii), (1)-404, (1-4): Title-vignette, 21 handcoloured folded plates and a folded chart

Not in Volbracht. - Very rare, not in Nissen or Pritzel. The first part (not present) deals with mineralogy. Christian Ernst Wunsch was a professor of physics and mathematics in Frankfurt (Oder) and published many different works, also about colour theory, cosmology and religious questions. This work explains in letters to a friend plants and in a short section animals. The 21 fine coloured plates (bound in disorder) depict plants, roots, lichen, mosses and mushrooms (Plates 7, 10, pages 139-152). Good copy with an inobtrusive old stamp on title, bound in old hardcover, somewhat rubbed. 16 cm Euro 460

[335] ZANELLA, Guiseppa

Conoscere i funghi. Pilzkunde. Connaître les champignons. To know mushrooms. Conocer los hongos. Milano: Editrice Piccoli ≈ 1962
 p (i): laporello with 48 col. figs

Bibliogr.: Uellner 1942. - Nicely illustrated. 16 cm e 150 x 16 cm Euro 18

[336] ZANZOTTERA, Marina

Sua maesta il fungo, come cucinarlo e gustarlo in 100 modi diversi tutti affascinanti. Milano: Meravigli 1985
 p (3-8), 9-182, (1-6, ind., 1-2, advert.): ill.

Printed on brown paper, with many humoristic drawings. Original decorated hardcover; 24 cm Euro 25

[337] ZSCHAU, J.

Hand- und Kochbuch für die Verwertung, Zubereitung und Konservierung der Pilze. Neuchâtel: Imprimerie Paul Attinger ≈ 1920
 p (1-3), 4-48

Bibliogr.: Volbracht 2296. - Rare mushroom cookery-book from Switzerland. According to a sticker on title distributed by Emil Pahl in Dresden. Original decorated hard-cover (slightly soiled); 18,3 x 12,5 cm Euro 120